



MEETING : ENVIRONMENT SCRUTINY COMMITTEE
VENUE : WAYTEMORE ROOM, COUNCIL OFFICES,
THE CAUSEWAY, BISHOP'S STORTFORD
DATE : TUESDAY 16 NOVEMBER 2010
TIME : 7.00 PM

PLEASE NOTE TIME AND VENUE

MEMBERS OF THE COMMITTEE

Councillor Diane Hollebon (Chairman).
Councillors W Ashley, Mrs M H Goldspink, P Grethe, G McAndrew,
D A A Peek (Vice-Chairman), N C Poulton, A L Warman and
B M Wrangles.

(Conservative Group Substitutes: Councillors R H Beeching, A D Dodd
and G E Lawrence.
Liberal Democrat Group Substitutes: Councillor M Wood.
Independent Group Substitute: Vacancy.

*(Note: Substitution arrangements must be notified by the absent Member
to Democratic Services 24 hours before the meeting).*

CONTACT OFFICER: Peter Mannings
01279 502174 (8.45am – 5.00 pm)
07702 083051 (5.00pm – 7.00 pm)
only on day of meeting

PERSONAL AND PREJUDICIAL INTERESTS

1. A Member with a personal interest in any business of the Council who attends a meeting of the Authority at which the business is considered must, with certain specified exemptions (see section 5 below), disclose to that meeting the existence and nature of that interest prior to the commencement of it being considered or when the interest becomes apparent.
2. Members should decide whether or not they have a personal interest in any matter under discussion at a meeting. If a Member decides they have a personal interest then they must also consider whether that personal interest is also prejudicial.
3. A personal interest is either an interest, as prescribed, that you must register under relevant regulations or it is an interest that is not registrable but where the well-being or financial position of you, members of your family, or people with whom you have a close association, is likely to be affected by the business of the Council more than it would affect the majority of inhabitants of the ward(s) affected by the decision.
4. Members with personal interests, having declared the nature of that personal interest, can remain in the meeting, speak and vote on the matter unless the personal interest is also a prejudicial interest.
5. An exemption to declaring a personal interest applies when the interest arises solely from a Member's membership of or position of general control or management on:
 - any other body to which they have been appointed or nominated by the authority
 - any other body exercising functions of a public nature (e.g another local authority)

In these exceptional cases, provided a Member does not have a prejudicial interest, they only need to declare their interest if they speak. If a Member does not want to speak to the meeting, they may still vote on the matter without making a declaration.

6. A personal interest will also be a prejudicial interest in a matter if all of the following conditions are met:
 - the matter does not fall within one of the exempt categories of decisions
 - the matter affects your financial interests or relates to a licensing or regulatory matter
 - a member of the public, who knows the relevant facts, would reasonably think your personal interest is so significant that it is likely to prejudice your judgement of the public interest.

7. Exempt categories of decisions are:
 - setting council tax
 - any ceremonial honour given to Members
 - an allowance, payment or indemnity for Members
 - statutory sick pay
 - school meals or school transport and travelling expenses: if you are a parent or guardian of a child in full-time education or you are a parent governor, unless it relates particularly to the school your child attends
 - housing; if you hold a tenancy or lease with the Council, as long as the matter does not relate to your particular tenancy or lease.

8. If you have a prejudicial interest in a matter being discussed at a meeting, you must declare that interest and its nature as soon as the interest becomes apparent to you.

9. If you have declared a personal and prejudicial interest, you must leave the room, unless members of the public are allowed to make representations, give evidence or answer questions about the matter, by statutory right or otherwise. If that is the case, you can also attend the meeting for that purpose. However, you must immediately leave the room once you have finished or when the meeting decides that you have finished (if that is earlier). You cannot remain in the public gallery to observe proceedings.

AGENDA

1. Apologies.

To receive apologies for absence.

2. Minutes.

To confirm the Minutes of the meeting of the Committee held on Tuesday 14 September 2010 (Previously circulated as part of the Council Minute book for 29 September 2010).

3. Chairman's Announcements.

4. Declarations of Interest.

To receive any Member's Declarations of Interest and Party Whip arrangements.

5. 2010/11 Service Plans - Summary Of Progress And Exceptions Report.
(Pages 7 - 16).

6. Castle Weir Micro Hydro Scheme. (Pages 17 - 26).

7. Review Of Environmental Quality - Progress With Action Plan.
(Pages 27 - 48).

8. Hertfordshire Waste Partnership - Alternative Financial Model.
(Pages 49 - 54).

9. Environment Scrutiny Health Check - August 2010 To September 2010.
(Pages 55 - 78).

10. Environment Scrutiny Committee Work Programme 2010/11.
(Pages 79 - 84).

11. Urgent Business

To consider such other business as, in the opinion of the Chairman of the meeting, is of sufficient urgency to warrant consideration and is not likely to involve the disclosure of exempt information.

This page is intentionally left blank

EAST HERTS COUNCIL

ENVIRONMENT SCRUTINY COMMITTEE – 16 NOVEMBER 2010

REPORT BY LEADER OF THE COUNCIL

5. 2010/11 SERVICE PLANS – SUMMARY OF PROGRESS AND EXCEPTIONS REPORT

WARD(S) AFFECTED: ALL.

Purpose/Summary of Report

- This report provides a summary of 2010/11 Service Plan actions relevant to Environment Scrutiny Committee that have been achieved and details those that require a revised completion date.

<u>RECOMMENDATIONS FOR ENVIRONMENT SCRUTINY COMMITTEE</u>	
(A)	The summary of progress against 2010/11 Service Plan actions be received and the Executive be advised of any recommendations; and
(B)	Those actions requiring revised completion dates be noted.

1.0 Background

1.1 The 2010/11 Service Plans were scrutinised by the joint meeting of Scrutiny Committees at their meeting held on 16 February 2010 and approved by the Executive at its meeting on 9 March 2010. This report covers the period 1 April to 30 September 2010 for the following services:

- Environmental Services
- Planning and Building Control

2.0 Report

2.1 In total, there are 29 2010/11 Service Plan actions relevant to Environment Scrutiny Committee, of which:

14% (4) have already been achieved.

76% (22) are on target.

3% (1) project has been cancelled.

7% (2) have had their completion dates revised.

In addition, two actions from the 2009/10 Environmental Services Service Plan that had revised completion dates before 30 September 2010 have now been achieved.

2.2 An overview of the achievements by Corporate Priority can be summarised as follows:

Promoting prosperity and well being; providing access and opportunities. *Enhance the quality of life, health and wellbeing of individuals, families and communities, particularly those who are vulnerable.*

8 actions are on target.

1 action has had its completion date revised, as detailed in **Essential Reference Paper “B”**.

Achievements from the 2009/10 Environmental Services Service Plan were:

- Management Plans are in place at Southern Country Park and the Ridgeway Open Space and are under development at Grange Paddocks and Hartham, with the draft plan for Pishiobury Park nearing completion. These provide clear direction and allocation of resources to meet local needs, together with demonstrating local community involvement.
- Works to the Ridgeway Open Space have been completed, resulting in an area of derelict land being brought back into public use, with new play features being provided and positive feedback being received from the local community.

Fit for purpose, services fit for you. *Deliver customer focused services by maintaining and developing a well managed and publicly accountable organisation.*

1 action has been achieved.

3 actions are on target.

1 action has had its completion date revised (detailed in Essential Reference Paper "B").

The achievement was:

- A Planning Enforcement Policy was agreed and implemented from 1 April 2010, providing clarity for customers in relation to service provision and timescales. Performance data is being collected for analysis during early 2011.

Pride in East Herts. *Improve standards of the neighbourhood and environmental management in our towns and villages.*

3 actions are on target.

Caring about what's built (and) where. *Care for and improve our natural and built environment.*

1 action has been achieved.

8 actions are on target.

1 project has been cancelled.

The achievement was:

- Systems are now in place to measure the Council's carbon footprint on an annual basis and report National Performance Indicators.

The cancelled project was the implementation of a charge to customers for wheeled bin delivery, as the Council decided to suspend charging arrangements.

Shaping now, shaping the future. *Safeguard and enhance our unique mix of rural and urban communities, ensuring sustainable, economic and social opportunities including the continuation of effective development control and other measures.*

2 actions have been achieved.

The achievements were:

- Local Development Documents have been prepared; however, the requirement for the agreement of GO East to

the revised Local Development Framework has changed as a result of decisions of the new Government from May 2010. The Council's Local Development Framework establishes what impact on the environment of development in the future is acceptable and sets out broad criteria against which future development proposals will be judged.

- Consultation on the Core Strategy commenced in September 2010 – this is the first stage of implementation of the Core Strategy as part of the Local Development Framework. The Strategy sets out a broad framework for the future of the district – the spatial implementation of aspirations of the Council and other public service providers.

2.3 **Essential Reference Paper “B”** details those 2010/11 Service Plan actions that have had their completion dates revised. For ease of reference, these have been categorised by Corporate Priority. Full progress comments on all 2010/11 Service Plan actions can be accessed by referring to the Council's performance management system, Covalent (www.covalentcpm.com/eastherts).

3.0 Implications/Consultations

3.1 Information on any corporate issues and consultation associated with this report can be found within **Essential Reference Paper ‘A’** attached to the report now submitted.

Background Papers

2010/11 - Service Plans report to joint meeting of Scrutiny Committees on 16 February 2010.

2010/11 - Service Plans report to the Executive on 9 March 2010.

Contact Member: Councillor A P Jackson, Leader of the Council.

Contact Officer: Anne Freimanis, Chief Executive, Extn: 1403.

Report Author: Dave Cooper, Performance Officer, Extn: 2242.

ESSENTIAL REFERENCE PAPER 'A'

<p>Contribution to the Council's Corporate Priorities/ Objectives (delete as appropriate):</p>	<p>Promoting prosperity and well-being; providing access and opportunities <i>Enhance the quality of life, health and wellbeing of individuals, families and communities, particularly those who are vulnerable.</i></p> <p>Fit for purpose, services fit for you <i>Deliver customer focused services by maintaining and developing a well managed and publicly accountable organisation.</i></p> <p>Pride in East Herts <i>Improving standards of the built neighbourhood and environmental management in our towns and villages.</i></p> <p>Shaping now, shaping the future <i>Safeguard and enhance our unique mix of rural and urban communities, ensuring sustainable, economic and social opportunities including the continuation of effective development control and other measures.</i></p> <p>Leading the way, working together <i>Deliver responsible community leadership that engages with our partners and the public.</i></p>
<p>Consultation:</p>	<p>There are no specific consultation implications arising directly from this report.</p>
<p>Legal:</p>	<p>There are no specific legal implications arising directly from this report.</p>
<p>Financial:</p>	<p>There are no specific financial implications arising directly from this report.</p>
<p>Human Resource:</p>	<p>There are no specific human resource implications arising directly from this report.</p>
<p>Risk Management:</p>	<p>There is a generic risk management implication arising from this report, in terms of not completing the actions from Service Plans would be likely to result in not achieving the Corporate Priorities and Objectives.</p>

This page is intentionally left blank

2010/11 Service Plan actions by Corporate Priority where completion dates have been revised.

Action Code	Section	Action	Description (Target, Outcome and Critical Success Factors)	Due Date	Progress
-------------	---------	--------	--	----------	----------

***Strapline: Promoting prosperity and well being; providing access and opportunities
Corporate Priority: Enhance the quality of life, health and wellbeing of individuals, families and communities, particularly those who are vulnerable***

By 2012 - Improve the parks and open spaces to meet the needs of residents, by increasing the number of green flag awards.

Action Code	Section	Action	Description (Target, Outcome and Critical Success Factors)	Due Date	Progress
10-ES03	Environmental Services	Conduct a feasibility study to identify and develop potential income generation opportunities from parks and open spaces.	<p>Target: Achieve MTFP (Medium Term Financial Plan) income targets.</p> <p>Outcome: Generate income to support the maintenance of open spaces. Improve the facilities and activities at open spaces while protecting the environment.</p> <p>Critical Success Factors: Staff resources. Support from other services. Support from the business sector. Acceptability of proposals to local community.</p>	01/04/11	Revised completion date from 15 July 2010 to 1 April 2011. Feasibility study completed - limited opportunities identified. Consultation with Hertford and Bishop's Stortford Town Councils planned as part of parks development programme.

Action Code	Section	Action	Description (Target, Outcome and Critical Success Factors)	Due Date	Progress
-------------	---------	--------	--	----------	----------

Environmental Impacts:

Providing additional activities / services at open spaces could have a negative effect on the local environment.

Proposals will assess these impacts as part of the business case. May have positive environmental impacts by encouraging residents to use local facilities.

Strapline: Fit for purpose, services fit for you
Corporate Priority: Deliver customer focused services by maintaining and developing a well managed and publicly accountable organisation

By 2012 - Increase customer satisfaction with the Council, as a result of improved customer services and website access.

Action Code	Section	Action	Description (Target, Outcome and Critical Success Factors)	Due Date	Progress
10-PBC02	Planning & Building Control	Planning Enforcement - Legal agreement monitoring.	<p>Target: Effective procedures for the monitoring of compliance with legal agreements and implementation of anticipated outcomes.</p> <p>Outcome: Acceptable mitigation of development impacts.</p> <p>Critical Success Factors: Staff resources.</p> <p>Environmental Impacts: Ensures that measures agreed, to compensate for any environmental impact of development, are monitored and implemented.</p>	31/03/11	<p>Revised completion date from 30 June 2010 to 31 March 2011. Whilst monitoring continues to take place and the requirements of agreements are implemented, it is envisaged an agreed monitoring framework will be in place by 31 March 2011.</p>

EAST HERTS COUNCIL

ENVIRONMENT SCRUTINY COMMITTEE - 16 NOVEMBER 2010

REPORT BY EXECUTIVE MEMBER FOR COMMUNITY SAFETY AND PROTECTION

6. CASTLE WEIR MICRO HYDRO SCHEME

WARD(S) AFFECTED: Hertford Castle.

Purpose/Summary of Report

- To present a capital investment proposal for the installation of a micro hydro generation scheme at Castle Weir, Hertford.

<u>RECOMMENDATION FOR ENVIRONMENT SCRUTINY COMMITTEE</u>	
(A)	The business case for the design and build of a micro hydro scheme at Castle Weir, Hertford be considered;
(B)	The comments of the Environment Scrutiny Committee be passed to the Executive for consideration at the 7 December 2010 meeting of the Executive.

1.0 Background

- 1.1 On the 11 May 2010, The Executive considered a report on the refurbishment of the former Castle Hall. Part of that report included reference to the development of a micro hydro scheme adjacent to the Hall at Castle Weir, funding for which is included in the capital programme. At that meeting it was agreed to refer the development of a business case for the Scheme to the Environmental Scrutiny Committee for comment, once the national picture on Feed in Tariff payments had become clear. The comments of the Environmental Scrutiny Committee will be passed to the next meeting of the Executive to be held on 7 December 2010 for their consideration.

- 1.2 The report below introduces the proposal for a micro hydro scheme at Castle Weir and sets out a business plan for the project along with a draft timetable for the works.
- 2.0 **Report**
- 2.1 Hydro power systems convert potential energy stored in water at height to kinetic energy through a turbine to produce electricity. Officers have undertaken a feasibility study for the River Lea in Hertford and specifically Castle Weir which is close to Hertford Theatre. This has indicated that through the installation of a small scale micro hydro system a significant element of the electricity demand for Hertford Theatre can be generated.
- 2.2 Castle Weir is on the site of an old mill which has long been demolished. However, the waterways and structures left behind provide a convenient opportunity for a new hydro electric power scheme. In addition an attractive option for directly utilizing the power generated is to connect the hydro plant to the phase switchboard at the rear of Hertford Theatre building at the south side of the weir.
- 2.3 A set of manually operated sluice gates, which can divert flows through a specific river channel, exist at the weir site. In practice these gates are never used, although the mechanisms have been refurbished in the last few years. This location offers an attractive site for a mini hydro system. There is good access to the sluices via the car park on the north bank.
- 2.4 The net head of water passing through the site is considered to be 1.3 m for design purposes. Some flow (known as the compensation flow) would be left to pass over the weir, for visual purposes and to allow fish to continue to move downstream.
- 2.5 There are two principal types of hydro system- Kaplan propeller and Archimedes screw. The modern type of turbine traditionally used for low head sites such as Castle Weir is a

Kaplan propeller type machine. The system employed will need to take account of variable flows whilst maintaining good efficiency, in order to maximize energy capture from the river in both the summer and winter months. There are various arrangements for installing a propeller turbine, but for heads below 2 metres a siphonic design is usually employed. This sucks water up above river level before dropping through the turbine. A trash screen, to prevent debris reaching the propeller, and which importantly will also keep out fish, is also required. To maintain efficiency the screen would be fitted with an automatic cleaner to ensure it remains clear of debris at all times.

- 2.6 An Archimedes screw system is considered less suitable at the current time due to its larger footprint, additional engineering works required, lack of variable flow and the potential for possible vandalism due to its more exposed nature, although it is inherently more fish friendly. However, technology for micro turbines is rapidly evolving and officers will continue to explore the various options through the tendering process.
- 2.7 The installation costs for a suitable Kaplan type system favoured for this site are estimated at approximately £130,000 plus basic construction works. At the current time certain renewable energy generation schemes attract what are known as 'Feed in Tariff payments'. In late August these were clarified by the Government, firstly in relation to the payments which a Hydro Scheme would attract (as they were originally set up with other renewable energy generation methods in mind). Secondly, the Government lifted the ban on Local Authorities generating their own electricity and selling it to the grid. It is believed that these tariffs will make the installation of a Hydro scheme at Castle Weir significantly more attractive. It is worth noting that Feed in Tariffs are not financed by the Government but through a levy on the cost of energy, which we all pay through our utility bills.
- 2.8 In summary Feed in Tariffs allow the generator, in this case East Herts Council, to be paid a set sum for every unit of energy generated for their own use (19.9p per kW), plus

receive an additional export payment of 3p per unit exported to the grid (i.e. not used on site), and of course benefit from the saving in actual electricity not purchased from the national grid. The payments are on a set basis for a full term of 20 years and are linked to the Retail Price Index (RPI). The full payback of this scenario is explained in Essential Reference Paper A, but is estimated to be between 7 and 7.5 years, based on an estimated capital cost of between £157,500 and £165,500 which principally depends on the aesthetic treatment given to the plant house.

- 2.9 A summary of the costs and income from the scheme is shown at **Essential Reference Paper 'B'**.
- 2.10 If the Executive, at its meeting of 7 December 2010 is minded to accept this business case then the tender, planning and consents programme would be able to start in December 2010, as initial preparatory work has already been undertaken by officers. It is the intention to start on site in June 2011 assuming all the necessary steps progress smoothly.

Activity	Indicative Date
Out to tender	December 2010
Planning Pre-application	December 2010
Seek Environment Agency Consents/ Planning Consent	December 2011
Planning Consent Granted	March/April 2011
Confirmation of Microgeneration Certification Scheme Contractor Status (required to achieve tariff payments)	March/April 2011
Tender Award (subject to Planning approval)	March/April 2011
Start on site –assuming 8 week average lead in for turbine	June 2011
Works period (during period of lowest flows)	June/July 2011
Commissioning	July/August 2011

- 2.11 Along with exploring potential payback from the project officers have been in discussion with the University of Hertfordshire; Renewables East; BRE; and the Environment Agency to discuss appropriate technology. The agreement of the Environment Agency (EA) is key to the success of the project as licences have to be obtained to undertake the works as in theory it interferes with the river flow. The EA's main concern with hydro schemes is one of safety to fish in the river and this is mainly resolved through the use of effective screens. The hydro plant should not be considered a flooding risk by the EA due to the minimal flows through the current sluice gates which is the proposed site for the turbine.
- 2.12 The visual aspect of the hydro plant is relatively minor and in many ways it is perhaps beneficial to have some visual presence in order to show case the project. Officers intend to investigate the potential for interpretative signage adjacent to the hydro scheme to explain the technology and some of the history of the site. In addition it is hoped that it may prove feasible to provide a publically visible meter display to demonstrate the electricity being produced at any one time by the turbine. It may be possible to achieve this either on site or via a web based system linked to the East Herts web site. As Castle Weir is in a conservation area planning approval for the hydro plant would be required. Informal discussions with Development Control are therefore underway.
- 2.12 Small scale Hydro is a very efficient, reliable, low maintenance technology with a long life expectancy (25 years+) with maintenance likely to be in the region of £800 per year. But the Council is already responsible for the maintenance of the weir and it is anticipated general maintenance (i.e. cleaning of the intake screens) should not increase from that which is currently carried out.
- 2.13 One of the main attractions for the installation of a hydro scheme at Castle Weir, in addition to the energy saving and significant carbon reduction that would be achieved is the

likely high level of public and media interest along with considerable kudos for the authority. Hydro power schemes are relatively rare in the UK and particularly so in a lowland area like Hertford. As well as this, it is believed that this would be one of the first examples of a community theatre in the UK to be powered directly and substantially by hydro electricity.

Background Papers

None.

Contact Member: Councillor Malcolm Alexander, Executive Member for Community Safety and Protection.

Contact Officer: David Thorogood, Environmental Coordinator, Extn: 1621.

Report Author: David Thorogood, Environmental Coordinator, Extn: 1621.

ESSENTIAL REFERENCE PAPER 'A'

<p>Contribution to the Council's Corporate Priorities/ Objectives <i>(delete as appropriate):</i></p>	<p>Pride in East Herts <i>Improving standards of the built neighbourhood and environmental management in our towns and villages.</i></p> <p>Shaping now, shaping the future <i>Safeguard and enhance our unique mix of rural and urban communities, ensuring sustainable, economic and social opportunities including the continuation of effective development control and other measures.</i></p> <p>Leading the way, working together <i>Deliver responsible community leadership that engages with our partners and the public.</i></p>
<p>Consultation:</p>	<p>Consultation with the Environment Agency is underway.</p> <p>Local residents will be consulted through the usual planning processes.</p>
<p>Legal:</p>	<p>No specific implications</p>
<p>Financial:</p>	<ul style="list-style-type: none"> • <i>Estimated costs are based on the installation of a 12kW Kaplan turbine system producing 80,000kW per year.</i> • <i>In 2009/10 Castle Hall had an annual electricity consumption of 318,000kWhr at a cost of £27,000.</i> • <i>Current unit rates for electricity are 7.895p day and 5.212p night.</i> • <i>Electricity consumption at the Hertford Theatre will vary significantly both seasonally and across the day. The Castle Weir hydro will generate electricity continuously (subject to river levels). At off-peak times the hydro may generate more electricity than Hertford Theatre can use, and this if this was the case this can be fed into the Grid. On average, it will deliver approximately 25% of the annual electricity demand of Hertford Theatre based on 2009/10 usage. This equates to a saving in carbon emissions of approximately 60 tonnes CO2</i>

	<p>equivalent per year (based on electricity from coal fired sources)</p> <ul style="list-style-type: none"> • The annual value of electricity produced by the turbine would be approximately £22,400, dependant on negotiation with the utility company partner through whom tariff payments are accessed, <u>possibly</u> an additional £1200 per export tariff payment. Note this additional payment has been <u>excluded</u> from the payback assumptions below. • Total value of tariff plus estimated electricity saved over 20 years is £448,000 • Annual maintenance is currently estimated at £800, although this will be funded from existing budgets. • Capital costs of the turbine and plant are estimated at £130,000. In addition an estimated £27,500 to £35,500 is required for civil works namely the plant house and associated infrastructure giving an estimated total capital cost of £157,500 to £165,500. This equates to an approximate payback of 7 to 7.4 years excluding any potential benefit from the export tariff. • Other project costs include £320 for Environment Agency Licences plus local newspaper advertising and costs of the initial planning application. Licences may need to be required after 12 years, but officers intend to seek life time consent as a matter of course. A provision for these is included in the capital costs • If the Executive is minded to approve the business case a sum of £157,500 will be submitted for inclusion in the Capital Programme for 2011/12 • Sensitivity Analysis The table below details the impact upon the payback period in the event of a 10%, or 20% variation in costs in either direction. <table border="1" data-bbox="523 1883 1458 1924"> <tr> <td data-bbox="523 1883 732 1924"></td> <td data-bbox="732 1883 896 1924">0%</td> <td data-bbox="896 1883 1080 1924">-10%</td> <td data-bbox="1080 1883 1265 1924">+10%</td> <td data-bbox="1265 1883 1458 1924">+20%</td> </tr> </table>		0%	-10%	+10%	+20%
	0%	-10%	+10%	+20%		

	<i>Basic Construction Works</i>	<i>£157,500 7 years</i>	<i>£141,750 6.3 years</i>	<i>£173,250 7.7 years</i>	<i>£189,000 8.4 years</i>
	<i>Enhanced</i>	<i>£165,500 7.4 years</i>	<i>£148,950 6.6 years</i>	<i>£182,050 8.1 years</i>	<i>£198,600 8.9 years</i>
	<ul style="list-style-type: none"> <i>Note if energy prices continue to rise, as would seem likely then clearly the value of electricity generated by the turbine and which is used to offset grid electricity will assist with reducing the payback period.</i> 				
Human Resources	None				
Risk Management:	No specific implications				

ESSENTIAL REFERENCE PAPER 'B'

Summary of Financial Implications and Payback Period

Capital

Cost of scheme	£157,500
----------------	----------

Revenue

Income from Feed In Tariff	£15,920
Electricity Generated	£6,480
Total Annual Income	<u>£22,400</u>

Payback Period

7 years

Additional income generated after payback over the 20 year tariff period = £290,500

EAST HERTS COUNCIL

ENVIRONMENT SCRUTINY COMMITTEE – 16 NOVEMBER 2010

REPORT BY EXECUTIVE MEMBER FOR COMMUNITY SAFETY AND PROTECTION

7. REVIEW OF ENVIRONMENTAL QUALITY – PROGRESS WITH ACTION PLAN

WARD(S) AFFECTED: ALL

Purpose/Summary of Report

- To advise the committee of progress to date with the Action Plan agreed by the Executive on 13 October 2009, following a review by a Task and Finish Group.

RECOMMENDATION FOR ENVIRONMENT SCRUTINY COMMITTEE:

<u>RECOMMENDATION FOR ENVIRONMENT SCRUTINY COMMITTEE:</u>	
(A)	That the progress against the Environmental Quality action plan be considered.

1.0 Background

1.1 At Environment Scrutiny Committee on 2 December 2008, it was agreed to set up a task and finish group to undertake a review of local environmental quality.

1.2 In summary, the review considered:

- Current environmental quality performance/standards within the district from a residents' perspective and from wider information sources.
- Council's approach to maintaining and improving environmental quality within the context of legislation, powers and duties and limited financial resources.
- Measuring and monitoring progress against/using ENCAMS Matrix model (LEQSE).
- Best practice approaches taken by similar rural district councils
- Opportunities for partnership working with local and national agencies – including public, private and voluntary bodies.

- 1.3 Reports were also submitted to the Highways Joint Member Panel to gain support and commitment to the project.
- 1.4 The review highlighted that although residents often believe that 'the council' is responsible for all local environmental issues, in fact these are spread across a range of local and national organisations with specific and limited responsibilities placed upon them by Government. These organisations need to work together to address the overall impression that residents have of environmental quality, in particular issues such as litter, graffiti, fly posting, highways maintenance, landscape maintenance (hard and soft), rivers and canals, street furniture.
- 1.5 It was also recognised that private landowners of both residential and commercial property have a role to play in keeping their land and assets clean, tidy and free from graffiti and litter.
- 1.6 In summary the review highlighted the need to work more closely with partners and private landowners to raise and maintain standards.
- 1.7 The report and action plan were endorsed by Environment Scrutiny Committee on 15 September 2009 and by the Executive on 13 October 2009.
- 1.8 An update of progress was provided to the Environment Scrutiny Committee on 8 June 2010. At this meeting, Members requested that a further progress report be brought forward after 6 months.

2.0 Report

- 2.2 In the last 12 months the Environmental Services team have necessarily prioritised the implementation of ARC and the design and procurement of a new refuse, recycling and street cleansing contract. However, significant progress has been made as detailed in the Action Plan provided at **Essential Reference Paper B**.
- 2.3 Members are asked to note that many public bodies, including local authorities are facing difficult financial challenges and these may impact on their ability to maintain environmental quality standards. Hertfordshire County Council has found it necessary to make changes to its road maintenance programme and the way it prioritises works. This included a decision to reduce the frequency of grass cutting on A roads to twice a year. At the Council meeting on the 29 September 2010, East Herts Council

agreed to cease its leaf clearance programme from next year (except on highways where there is a high flood risk). While it is understood that such changes are necessary to meet the financial challenges, they will necessarily impact upon the number of complaints received by East Herts Council, resident's perceptions of environmental quality and potentially public satisfaction.

- 2.4 It is increasingly important to publicise the good work, high standards achieved in environmental management and the successes of partnership initiatives to retain public confidence and public satisfaction with Council services.

Background Papers:

Report to Environment Scrutiny Committee – Environmental Quality – Scoping Report (2 December 2008).

Report to Environment Scrutiny Committee – Update on Environmental Quality Review (3 March 2009).

Report to Executive – Report from Environmental Quality Task and Finish Group - 13 October 2009.

Report to Environment Scrutiny Committee – Review of Environmental Quality - Progress with Action Plan - 8 June 2010.

Contact Member: Councillor Malcolm Alexander, Executive Member for Community Safety and Protection.

Contact Officer: Cliff Cardoza, Head of Environmental Services, Extn: 1527.

Report Author: Cliff Cardoza, Head of Environmental Services, Extn: 1527.

ESSENTIAL REFERENCE PAPER 'A'

<p>Contribution to the Council's Corporate Priorities/ Objectives <i>(delete as appropriate):</i></p>	<p>Pride in East Herts <i>Improve standards of the neighbourhood and environmental management in our towns and villages.</i></p> <p>Caring about what's built and where <i>Care for and improve our natural and built environment.</i></p> <p>Leading the way, working together <i>Deliver responsible community leadership that engages with our partners and the public.</i></p>
<p>Consultation:</p>	<p>During the Review conducted by the Task and Finish Group consultation was conducted with key partners through a Partners Conference held on 16 June 2009.</p> <p>Officers consulted with Parish and Town Councils at the Rural Parish Conference on 8 May 2009</p> <p>Feedback from these meetings were incorporated into the action plan.</p>
<p>Legal:</p>	<p>None</p>
<p>Financial:</p>	<p>None</p>
<p>Human Resource:</p>	<p>None</p>
<p>Risk Management:</p>	<p>Environmental quality is an important attribute in resident's perceptions of public satisfaction with the Council and East Herts as a place to live.</p>

REVIEW OF LOCAL ENVIRONMENTAL QUALITY 2009

ACTION PLAN PROGRESS - OCTOBER 2010

REF	ACTION	EXPECTED OUTCOME	PARTNERS INVOLVED	LEAD EHC OFFICER	COMPLETED BY
1	Work with Circle Anglia housing association to understand land management issues	Better understanding of respective responsibilities for land management. Able to address residents misunderstanding about the reasons for different maintenance specifications Improved co-ordination in the design of future specifications.	Circle Anglia HA	Cliff Cardoza / Martin Shrosbree	Oct 2009

Progress to date:

Issues addressed on an ad-hoc basis.

See also Action 2 progress.

Circle Anglia currently re-tendering their maintenance services.

REF	ACTION	EXPECTED OUTCOME	PARTNERS INVOLVED	LEAD EHC OFFICER	COMPLETED BY
2	Work with main housing associations to jointly identify public areas which are unsightly and share inspection data	Target problem areas which may be having an impact on public perceptions	Riversmead HA Circle Anglia HA	Nick Kirby	Ongoing

Progress to date:

Worked with Riversmead Housing Association to share performance data and planning to share digital maps. Provided details of grounds maintenance contract to help tenants understand the standards and manage expectations. EHC Officers have worked with Area Housing Officers to improve understanding of the quality of maintenance and the methods used to monitor the contract. Currently considering whether EHC may take on grounds maintenance of new housing areas.

Joint inspections carried out with Housing Officers to identify unsightly areas and estate maintenance issues.

Examples include:

North Park Avenue, Bishop's Stortford (Circle Anglia Housing Association)

Pinehurst (Riversmead Housing Association)

Removal work on Riversmead Housing Association at cost.

Responsibilities identified for respective bodies and cleaned up housing areas with identified problems. Both Housing Associations have taken action for areas within their responsibility.

REF	ACTION	EXPECTED OUTCOME	PARTNERS INVOLVED	LEAD EHC OFFICER	COMPLETED BY
3	Continue to work with Town Councils to identify opportunities for visual improvements and potential external funding sources	Develop a joint understanding of the issues of concern in Town Centres and work with Town Councils to address them, within existing resources	Town Councils	Trevor Watkins / Ian Sharratt	Ongoing

Progress to date:

Worked with Hertford Town Council by providing landscape advice on town centre improvements and programme to re-paint town centre litter bins.

Bedding in town centres has been reviewed and this allowed additional improvements to planting in Bishop's Stortford (new containers at the Causeway) and Ware (raised beds at Amwell End and the Memorial Gardens).

Currently working with Sawbridgeworth Town Council on development plans for Vantorts Open Space and Hertford Town Council on the future maintenance of the Castle Grounds.

Further discussions with Town Councils are planned.

REF	ACTION	EXPECTED OUTCOME	PARTNERS INVOLVED	LEAD EHC OFFICER	COMPLETED BY
4	Continue to work with and develop relationships with local 'Britain in Bloom' groups to improve soft landscaping and utilise external funding sources.	Improve visual amenity from a horticultural perspective through working with the voluntary sector and at no additional cost to the Council	Local voluntary sector groups	Ian Sharratt	Ongoing

Progress to date:

Worked with Ware In Bloom Group on a range of landscape improvements to the town utilising volunteers and external funding sources. These have included new bedding on roundabout at Baldock Street. Assisted with the Ware in Bloom application (they achieved a 'Silver Gilt' Award in 2009 and a Gold Award in 2010). Rebuilt plinth and replaced the historical interpretation board at Buryfields with external funding.

Consulted with Hertford Civic Society in the development of Hartham Common draft management plan. Worked with the Guides to provide bedding displays at Hertford Castle and Waytemore Castle as part of their Centenary celebrations.

REF	ACTION	EXPECTED OUTCOME	PARTNERS INVOLVED	LEAD EHC OFFICER	COMPLETED BY
5	Implement bi-annual Town Centre surveys to identify maintenance issues which impact significantly on the visual amenity and advise partners of these	Ensure partners are aware of how they can improve visual amenity in town centres through initiatives or regular maintenance. Note that EHC will not be taking responsibility for directly addressing third party maintenance issues on behalf of residents.	All partners	Nick Kirby	October 2009

Progress to date:

Surveys of Bishop's Stortford, Buntingford, Ware, Hertford, and Sawbridgeworth Town Centres have been conducted. Issues identified have been addressed or passed to partners. Worked with the Police, Herts County Council and community groups at Buntingford in support of the Community Pride week. The survey work informed community litter picking, graffiti removal and repairs. Surveys of Hertford, Ware and Sawbridgeworth planned for September, October and November.

REF	ACTION	EXPECTED OUTCOME	PARTNERS INVOLVED	LEAD EHC OFFICER	COMPLETED BY
6	Work with the voluntary sector, Town Councils and Herts Highways to improve the quality of shrub beds and planters in town centre highway verges	Raise standards of soft landscaping in town centres.	Voluntary groups (e.g. 'In Bloom'; residents associations 'friends of' groups; Town Councils; Herts Highways	Ian Sharratt	Ongoing

Progress to date:

EHC's Grounds Maintenance Contractor has completed a 'shrub bed manual' that helps to forward plan maintenance and gives the Council better information to help with the winter planting programme. This will help with the filling of gaps in shrub beds on EHC open spaces and public highways (subject to Herts Highways approval).

Programme of improvements to sponsored roundabouts in towns completed for 2009/10. Improvements include re-planting of sites at Gascoyne Way, Hertford; St James Way, Bishop's Stortford; Baldock Street, Ware; Haddam Road, Bishop's Stortford.

7	Adopt pilot arrangements for undertaking graffiti removal from Highways maintained street furniture, subject to agreement of charges with Herts Highways.	Continue with successful joint working pilot scheme aimed at speeding up the removal of graffiti,	Herts Highways	Trevor Watkins	Dec 2009
---	---	---	----------------	----------------	----------

Progress to date:

Graffiti removal arrangements for highways street furniture have been confirmed and reported to the Highways Joint Member Panel. EHC contractors and Area Inspectors removing graffiti as appropriate.

REF	ACTION	EXPECTED OUTCOME	PARTNERS INVOLVED	LEAD EHC OFFICER	COMPLETED BY
8	<p>Work with Herts Highways and the Herts Waste Partnership to either:</p> <ul style="list-style-type: none"> a) commission ENCAMS to conduct further LEQSE surveys; OR b) Train local authority staff to develop and conduct our own equivalent <p>The above subject to identifying suitable funding sources and agreement of criteria with partners</p>	Ongoing LEQSE surveys (or local equivalent) to track improvement in local environmental standards.	Herts Highways All Hertfordshire District via Herts Waste Partnership	Cliff Cardoza / Trevor Watkins/ Nick Kirby	March 2010

Progress to date:

Highways Joint Member Panel considered this issue and agreed to consider a further report detailing the benefits of the LEQSE in the Autumn. The Hertfordshire Waste Partnership has considered a joint approach but rejected on the grounds of cost. By this time it should be clear whether the new Government will retain this as a standard.

Update: In the current financial climate it is not proposed to implement LEQSE. It is unlikely that there will be future Government funding for this scheme and the costs remain prohibitive. The Council will continue to maintain and improve upon its own inspection regime.

The new Refuse, Recycling and Street Cleansing contract requires the contractor to implement 'handheld' IT technology which will improve the amount and quality of inspection data available. Officers will work with the new contractor to seek to agree the capture of information about issues outside the contract.

REF	ACTION	EXPECTED OUTCOME	PARTNERS INVOLVED	LEAD EHC OFFICER	COMPLETED BY
9	Work with Hertfordshire Highways to develop the role of the Highways Joint Member Panel to address highways related issues which impact upon environmental quality	Address and improve performance against LEQSE, within available resources.	Herts Highways; HJMP	Cliff Cardoza	Ongoing

Progress to date:

Worked with Herts Highways to arrange for gating of Netherfield Lane to prevent fly tipping and undertake a major clear up exercise; undertaking graffiti removal on highways street furniture.

County wide protocols for addressing fly tipping are currently being considered through the Herts Waste Partnership.

A joint approach has been developed between Hertfordshire Highways and district councils on the deployment of resources in severe weather (primarily heavy snow fall / ice on highways). This has included live communication systems; a review of gritting locations and the protocols for sharing resources following heavy snow. Maps of primary and secondary gritting locations were recently circulated via the Members Information Bulletin. Officers are satisfied that the approach and contact arrangements are reasonable in the context of the resources available and the infrequency of severe weather in this part of the country.

An agreement has been reached with Herts Highways on a contribution to the cost of weed spraying of public highways and this service will now continue next year.

REF	ACTION	EXPECTED OUTCOME	PARTNERS INVOLVED	LEAD EHC OFFICER	COMPLETED BY
10	Extend existing officer liaison meeting with Herts Highways to address local environmental quality issues	Ongoing framework in place to jointly address issues in partnership	Herts Highways	Cliff Cardoza	Sept 2009

Progress to date:

Quarterly meetings were being undertaken with Highways District Manager, but have lapsed following the appointment of a new post holder and due to high workloads of respective staff. This approach will be revisited over the winter months.

11	Work with Telecoms providers to develop partnership for addressing graffiti on their street furniture.	Improve the speed of response for removing graffiti from street furniture	BT Virgin Media	Trevor Watkins	Dec 2009
----	--	---	--------------------	----------------	----------

Progress to date:

Agreements signed with BT and Virgin Media who are funding EHC to paint out graffiti from their boxes and providing paint. EHC contractor staff have been trained in this task. EHC Inspection staff also supplied with graffiti wipes which have proved effective in removing much of the graffiti from these boxes.

REF	ACTION	EXPECTED OUTCOME	PARTNERS INVOLVED	LEAD EHC OFFICER	COMPLETED BY
12	Review how policies and procedures can be amended to encourage the designing out of litter traps in the street scene as part of major new developments	Reduce litter traps – ease of cleaning.	All partners involved in planning development and streetscene design and maintenance	Cliff Cardoza / Kevin Steptoe	April 2010

Progress to date:

Landscape Officer advises Planning Officers on major developments and is consulting with Waste Services Team as required. Further work to be undertaken to provide Planning Officers with guidance note on design issues that that can impact on street cleansing operations.

Working with property owners and Probation Service on a pilot of Community Payback Scheme in Hertford. This involves adult offenders undertaking graffiti and litter removal at targeted locations. Examples of locations include Millmead Way; Fountain Drive and Hartham Canoe Club.

13	Review the maintenance and cleaning of recycling banks	Improve the standard of presentation		Trevor Watkins	March 2010
----	--	--------------------------------------	--	----------------	------------

Progress to date:

A small programme of refurbishment has been carried out to improve the worst banks. However, further maintenance was suspended pending a Council decision whether to withdraw the banks service as part of Medium Term Financial Plan options for 2011/12. The Council has now decided to cease bank provision for glass, can and plastic banks next year. Maintenance arrangements are currently being reviewed and discussions will take place with the new street cleansing contractor, when appointed, on how this impacts upon the new contract.

REF	ACTION	EXPECTED OUTCOME	PARTNERS INVOLVED	LEAD EHC OFFICER	COMPLETED BY
14	Improve cleaning and maintenance of EHC litter and dog bins	Make a contribution to improving the quality of street furniture		Trevor Watkins	Commenced
<p>Progress to date: Painting and refurbishment has been undertaken in a number of locations. New Refuse, Recycling and Street Cleansing contract will require bin washing twice per annum.</p>					
15	Obtain and circulate guidance from Environment Agency / British Waterways on ownership and responsibility for litter removal on watercourses and bank side maintenance	Raise awareness about the responsibilities of different land owners and agencies for watercourse maintenance	Environment Agency / British Waterways	Trevor Watkins	Oct 2009
<p>Progress to date: Guidance obtained and circulated to front line staff.</p>					
16	Investigate the potential for using a 'community pay back' scheme to engage young offenders in remedial works (e.g. painting out graffiti)	Raise public awareness about environmental crime and the commitment of the Council to tackle it.		Trevor Watkins	June 2010
<p>Progress to date: Working with the Police and Probation Service on a trial to remove graffiti from key locations in Hertford utilising external funding. See Action 12.</p>					

REF	ACTION	EXPECTED OUTCOME	PARTNERS INVOLVED	LEAD EHC OFFICER	COMPLETED BY
17	Develop Council wide protocol for dealing with customer enquiries that need to be referred to other agencies	Streamline and improve information to customers allowing them to access the correct agency as quickly as possible	All Council services dealing with 'environmental' enquiries	Cliff Cardoza / Neil Sloper	Dec 2009
<p>Progress to date: Meeting of officers held to establish the approach taken to route customers to the correct agency. The Head of Customer Services is planning to review service standards as part of a review of the Customer Services Strategy during 2010 (subject to funding approval). Protocols will be considered as part of this process.</p>					
18	Facilitate the development of a corporate record of partner contact details which is easily accessible and updatable	Streamline and improve information to customers allowing them to access the correct agency as quickly as possible		Cliff Cardoza / Neil Sloper	Dec 2009
<p>Progress to date: As part of the development of the Council's Web facilities, partners details will be included on the Intranet telephone directory. Templates are currently being designed and will be available by July .</p>					
19	Improve Council Web Site by adding more detail about the responsibilities of partner agencies	Raise public awareness about who to contact on specific issues		Neil Sloper	Dec 2009
<p>Progress to date: Having investigated this matter in more detail it has been determined that there are risks in adding too much detail about partners responsibilities to East Herts web pages. It is the Council's policy is to provide links rather than partners information to ensure that it is always up to date. Basic information about the services provided by partners is contained on the web site. This is being reviewed on a rolling basis as part of "Changing the Way We Work" Project, which involves a review of customer service processes for each Council service area.</p>					

REF	ACTION	EXPECTED OUTCOME	PARTNERS INVOLVED	LEAD EHC OFFICER	COMPLETED BY
20	Improve Council Web Site by adding links to partners websites / contact detail which are easy to find	Help residents to make contact with the correct agency as quickly as possible. Reduce avoidable calls / correspondence to EHC. Improve performance against NI 14		Neil Sloper	Dec 2009
Progress to date: See 19. above					
21	Support the highways authority by providing information about breaches of protocols on use of A boards in Town Centres.	Share information with Herts Highways which may help them ensure compliance. (Note EHC will not be taking responsibility for the management of this activity or directly dealing with complaints on behalf of residents).	Herts Highways	Nick Kirby	Sept 2009
<p>Progress to date: Achieved – breaches of protocols in Hertford and Bishop’s Stortford are reported to Herts Highways by Area Inspectors when identified. This has been incorporated into Town Centre Surveys.</p>					

REF	ACTION	EXPECTED OUTCOME	PARTNERS INVOLVED	LEAD EHC OFFICER	COMPLETED BY
22	Support the highways authority by providing regular information about larger gaps in shrub beds on highways verges	Ensure that Herts Highways are made aware of problem locations. Jointly evaluate the amenity benefits and cost implications.	Herts Highways	Nick Kirby / Ian Sharratt	Ongoing
<p>Progress to date: Achieved – See 6. Above.</p>					
23	Promote details of partners responsibilities and contact details at road shows and other outlets	Raise public awareness about who to contact on specific issues		Trevor Watkins / Nick Kirby	Ongoing
<p>Progress to date: Last series of Road Shows in 2009 focussed on ARC and 'Love Food, Hate Waste' Campaign to encourage food waste minimisation. Staff were briefed to give advice on the responsibilities of partners and how to contact them.</p> <p>Partners responsibilities were also promoted at the public consultation event at King George Road and during 'Love Parks Week'</p>					

REF	ACTION	EXPECTED OUTCOME	PARTNERS INVOLVED	LEAD EHC OFFICER	COMPLETED BY
24	Review the Council's approach to undertaking enforcement action against private land owners and partners that fail to work in partnership to address their statutory obligations with respect to litter.	Determine whether more can be done to encourage private land owners to address litter problems that are significantly impacting on public amenity.		Trevor Watkins / Nick Kirby	Dec 2009

Progress to date:

Officers have reviewed whether Section 215 of the Town and Country Planning Act with respect to litter clearance. However, this was not found to provide any additional benefits to the powers available within the Environmental Protection Act (i.e. litter clearing notices). In practice, warnings of the application of enforcement action have been sufficient to persuade land owners to comply in most cases. Service processes have been amended to ensure better use is made of warning letters when problems are identified.

A new combined post of Dog Control / Enviro-crime officer has been appointed.

Other actions to improve Environmental Quality

Developed and worked with 'Friends of Southern Country Park' Group to raise public awareness of the park and carry out a range of tasks e.g. woodland thinning; improved access points; repaired fencing; helped install Orienteering 'control points'; installing footpaths. Worked with CMS to develop 'Friends of Group' at Pishiobury Park and to encourage joint working between the two groups. Thinning of vegetation at the entrance to Pishiobury Park to allow easy of viewing by the police and discourage anti-social behaviour.

Worked with Police to remove fly tips from the open space at King George Road and carry out enforcement where necessary. Also worked with the Police to produce signs and leaflets to discourage Anti-social behaviour and car

REF	ACTION	EXPECTED OUTCOME	PARTNERS INVOLVED	LEAD EHC OFFICER	COMPLETED BY
	<p>crime at Pishiobury Park.</p> <p>Worked with the Groundwork Trust to undertake a programme of improvements at The Firs to thin out vegetation and improve overgrown areas.</p> <p>Anti dog fouling campaign was launched this summer and included media and promotion, targeted patrols, information packs supplied to partners, improved information on the Council's website. A report was submitted to agree the approach to raise awareness about dog fouling through stencils on footpaths, stickers on lampposts and signs on bins advising litter bins can be used for dog waste. These have now been implemented.</p> <p>The Service has been working with the Police, Environment Agency and other partners through a Hertfordshire wide Anti-Fly tipping Action Group (Situational Crime Prevention Project). This includes a range of initiatives including a joint approach to publicity, intelligence sharing, and crime prevention.</p> <p>Several joint enforcement actions (vehicle stop and search) have been undertaken with partners.</p> <p>A new mini mechanical sweeper has been introduced by the Street Cleansing Contractor to improve pavement sweeping of town centres and pedestrian areas.</p> <p>As part of the development of the new contract, all street cleansing schedules were reviewed and cleaning frequencies amended so that they better reflect needs.</p>				

Abbreviations:

Herts Highways –Highways Department of Hertfordshire County Council

LEQSE – LOCAL ENVIRONMENTAL QUALITY SURVEY OF ENGLAND – National surveys conducted by ENCAMS (Keep Britain Tidy) in 2006/7

HJMP – Highways Joint Member Panel – a joint Councillor advisory body to address local highways management issues with representation from East Herts Council and Hertfordshire County Council.

NI14 – National Performance Indicated measuring avoidable and unavoidable contact with the objective of improving access to services for customer and council efficiency.

This page is intentionally left blank

EAST HERTS COUNCIL

ENVIRONMENT SCRUTINY COMMITTEE – 16 NOVEMBER 2010

REPORT BY EXECUTIVE MEMBER FOR COMMUNITY SAFETY AND PROTECTION

8. HERTFORDSHIRE WASTE PARTNERSHIP – ALTERNATIVE FINANCIAL MODEL

WARD(S) AFFECTED: ALL

Purpose/Summary of Report

- To provide the Committee with an understanding of the workings of the 'Alternative Financial Model' and how it makes a financial contribution to waste and recycling services.

RECOMMENDATION FOR ENVIRONMENT SCRUTINY COMMITTEE:

<u>RECOMMENDATION FOR ENVIRONMENT SCRUTINY COMMITTEE:</u>	
(A)	That the report be received.

1.0 Background

1.1 At Environment Scrutiny Committee on 8 June 2010, the Committee requested that a report be provided explaining the workings of the Hertfordshire Waste Partnership's Alternative Financial Model (AFM).

1.2 This report provides details of how the model works and how it makes a contribution toward the provision of waste and recycling services.

2.0 Report

2.1 The County and District councils of Hertfordshire act together as the Hertfordshire Waste Partnership, (HWP) to collect and dispose of household waste.

2.2 In 2007 the Partnership agreed a new Joint Municipal Waste Management Strategy that sets out policies, objectives and actions to deliver a step change in the performance of Hertfordshire's waste authorities. This Strategy set a target to achieve 50% of household waste recycled or composted by 2012

in combination with reductions in residual (black bin) waste. The County Council and all ten district councils in Hertfordshire signed up to this strategy.

- 2.3 A key issue for all local authorities in the UK is the need to reduce the amount of waste sent to landfill. This is necessary for environmental, legal and financial reasons.
- 2.4 Recycling more of our waste reduces pressure on finite mineral resources (in particular, oil); reduces green house gases produced in production and is a more sustainable solution both globally and locally.
- 2.5 In pursuit of these objectives the European Union passed laws to require member states to reduce the waste sent to landfill and also carbon emissions. Failure to comply would result in fines.
- 2.6 The UK Government's response was to rapidly increase landfill taxes, payable on each tonne of waste sent for disposal and also introduce a 'Landfill Allowance Trading Scheme' (LATS) which set reducing limits on land filling with financial penalties for local authorities.
- 2.7 The result of these measures was rapidly rising costs of waste disposal for both the public and private sectors.
- 2.8 As the Waste Disposal Authority (WDA), the County Council bears these costs and therefore can achieve savings if district council's, as Waste Collection Authorities (WCAs), are able to recycle more.
- 2.9 Under statute, the WDAs must pay WCAs a sum for each tonne of waste sent for recycling or composting in the form of 'Recycling Credits'. These were introduced by Government to transfer some of the cost savings to district councils to incentivise recycling. The current rate of for recycling credits is £37.16 per tonne.
- 2.10 As the cost of disposal rose it became apparent that the Recycling Credit was no longer sufficient to encourage WCAs to make the significant investment in additional recycling collection services.
- 2.11 To help fund the new services required to achieve its targets Hertfordshire County Council (HCC) through the auspices of the HWP implemented the 'Alternative Financial Model' (AFM), which rewards district councils for overall reductions in residual (black bin) waste.

- 2.12 Each district was set a target based upon the difference between the tonnage of black bin waste per head of population in their district in the base year (2007/08) and the Partnership's overall target for districts of 255kg per head. For each tonne of waste reduced the district receives a payment equivalent to the saving made by the county council in landfill costs. This cost is currently £59.16 per tonne. Importantly, the model is designed to incentivise improvement rather than reward a district's absolute position only.
- 2.13 East Herts Council has benefited significantly from the AFM due to the implementation of the Alternate Refuse Collection Scheme (ARC) and from the reduction in waste produced by residents. In 2008/09 the Council received £80,000. This rose to £384,000 in 2009/10 (part year impact of ARC) and is expected to be in the range of £650,000 to £750,000 in 2010/11 (full year of ARC). This would equate to a payment of around £12 per household. Waste levels can vary significantly from month to month and significant caution is required when forecasting future income from this scheme.
- 2.14 The AFM has proved to be effective in providing additional incentives that have helped to establish new recycling services. However, as a result of some authorities starting from different baselines a number of imbalances in the way the model rewards comparative performance started to appear. Accordingly the Model was reviewed by the Partnership earlier this year and revised to provide a fairer allocation from 2011. The revised model is aimed to give a greater incentive for those authorities that are still achieving relatively lower recycling rates and need to make a substantial change to their recycling services to hit higher performances.
- 2.15 Under the new scheme councils must achieve 40% recycling to qualify for a payment. A 'cap' has also been introduced such that the maximum payment a council can receive is £7.49 per household. Any performance above this level is re-distributed among partners through the model.
- 2.16 The changes to the scheme will reduce the payments made to East Herts Council to between £350,000 and £450,000 in 2011/12 and 2012/13. This assumes that levels of waste and recycling stay the same. Because of the many variables in the model, the final figure that each council will receive cannot be accurately calculated until after the end of each financial year.

2.17 The AFM is subject to review in 2012 and cannot be relied upon as a long term contributor to the Council's budgets.

Background Papers:

None.

Contact Member: Councillor Malcolm Alexander, Executive Member for Community Safety and Protection.

Contact Officer: Cliff Cardoza, Head of Environmental Services, Extn: 1527.

Report Author: Cliff Cardoza, Head of Environmental Services, Extn: 1527.

ESSENTIAL REFERENCE PAPER 'A'

<p>Contribution to the Council's Corporate Priorities/ Objectives <i>(delete as appropriate):</i></p>	<p>Pride in East Herts <i>Improve standards of the neighbourhood and environmental management in our towns and villages.</i></p> <p>Caring about what's built and where <i>Care for and improve our natural and built environment.</i></p> <p>Leading the way, working together <i>Deliver responsible community leadership that engages with our partners and the public.</i></p>
<p>Consultation:</p>	<p>None for this report.</p>
<p>Legal:</p>	<p>The AFM is a voluntary arrangement and there is no legal requirement for Hertfordshire County Council to continue to fund the scheme.</p>
<p>Financial:</p>	<p>Details of broad income contributions expected from the AFM are detailed in the report. It should be noted that such estimates are subject to a high degree of variation associated with the overall volumes of waste produced by residents and the amount they choose to recycle. This can be affected by a number of issues outside the Council's control including the economic climate and the approach taking by retailers and the packaging industry. Accordingly, it is prudent to include conservative estimates in the Council's Medium Term Financial Plan.</p>
<p>Human Resource:</p>	<p>None.</p>
<p>Risk Management:</p>	<p>The AFM makes a significant contribution to the cost of operating waste and recycling services. Should the scheme cease the Council would need to provide additional funds from its budget or reduce waste and recycling services provided to residents.</p>

This page is intentionally left blank

EAST HERTS COUNCIL

ENVIRONMENT SCRUTINY COMMITTEE – 16 NOVEMBER 2010

REPORT BY THE DIRECTOR OF CUSTOMER AND COMMUNITY SERVICES

9. ENVIRONMENT SCRUTINY HEALTH CHECK – AUGUST 2010 TO SEPTEMBER 2010

WARD (S) AFFECTED: All

Purpose/Summary of Report:

To set out a report on the performance of the key indicators that relate to Environment Scrutiny for the period August 2010 to September 2010.

<u>RECOMMENDATION FOR ENVIRONMENT SCRUTINY COMMITTEE:</u>	
--	--

(A)	That performance be scrutinised and the Executive be informed of any recommendations.
------------	---

1.0 Background

1.1 This is a performance report relevant to the Environment Scrutiny terms of reference covering the period August 2010 to September 2010.

1.3 The report contains a breakdown of the following information by each Corporate Priority:




- An overview of performance, in particular where there have been issues and remedial actions taken during the period. Should members want more detailed information on a specific month, they should refer to that month's Executive Corporate Healthcheck report available on the council website.
- The indicators where data is collected monthly, with performance for September 2010 presented in detail (the most up to date available) with previous months summarised in a trend chart.



1.4 All Councillors have access to Covalent (the Council's performance management system), should they wish to interrogate the full range

of performance indicators. The Performance Team is able to provide support and training on using the covalent system if required.

- 1.5 **Essential Reference Paper ‘B’** shows the full set of performance indicators that are reported on a monthly basis to this committee. Essential Reference paper B has been sorted by status e.g. all performance in ‘red’ were listed first etc.

The codes used in relation to performance indicator monitoring are as follows:

Status	
	This PI is 6% or more off target.
	This PI is 1-5% off target.
	This PI is on target.

Short Term Trends	
	The value of this PI has changed in the short term.
	The value of this PI has not changed in the short term.

2.0 Report – Indicators grouped by Corporate Priority

Caring about what’s built and where

Performance analysis

- 2.1 **EHPI 2.10(3) – Percentage of building sites re-inspected in less than 3 months.** Performance was ‘Red’ for September 2010. This was due to a high level of workload and reduced staff availability which resulted in a backlog of applications and a temporary suspension of routine 'back-checking' of site inspections.

- 2.2 Performance for the following indicators was ‘Green’, which means that the targets were either being met or exceeded for September 2010. They are;

- EHPI 2.1b - Enforcement actions: planning b) formal actions.
- EHPI 2.1c - Enforcement actions: planning c) prosecutions.
- EHPI 2.2(45) - Number of collections missed per 100,000 collections of household waste.
- EHPI 2.23(188) – Planning decisions delegated to officers.
- EHPI 204 – Planning appeals allowed.

Please refer to **Essential Reference Paper 'B'** for full details.

Pride in East Herts

Performance analysis

- 2.3 **NI 191 - Residual household waste per household (performance data reported one month in arrears – data is cumulative).**
Performance remains within the services expectations for September 2010 with residents continuing to make good use of the extended recycling facilities.
- 2.4 **NI 192 - Percentage of household waste sent for reuse, recycling and composting (performance data reported one month in arrears).** There was a slight decrease in performance in September 2010 compared to August 2010; however performance is still within the range of what the service expects at this period of the year.
- 2.5 Members are again reminded that no monthly targets can be set for NI 191 and NI 192 as the service is in the process of collecting benchmarking data in order to set targets. This will allow the service to model its performance so that seasonal trends can be considered.
- 2.6 Performance for the following indicators was 'Green', which means that targets were either being met or exceeded for September 2010. They are;
- EHPI 218a - Abandoned Vehicles - % investigated within 24 hours
 - EHPI 218b - Abandoned Vehicles - % removed within 24 hours of required time

Please refer to **Essential Reference Paper 'B'** for full details.

Fit for purpose

- 2.7 Performance for the following Parking indicators was 'Red', which means the targets had not been met for September 2010. This was due to the combination of high PCN issue and reduced availability of staffing. (See **Essential Reference Paper B** for more details):
- EHPI 6.8 - Turnaround of pre NTO PCN challenges
 - EHPI 6.9 - Turnaround of PCN Representations.

- EHPI 7.0 - % pre NTO PCN challenges responded to within 10 days.
- EHPI 7.1 - % PCN Representations responded to within 28 days.

Please refer to **Essential Reference Paper 'B'** for full details.

Shaping now, shaping the future

Performance analysis

- 2.8 **NI 157a – Processing of planning applications: 'Major' applications.** Performance was 'Red' for September because 4 decisions out of a total 9 were made within the required time. All 5 decisions that were delayed were as a result of protracted legal agreement negotiations.
- 2.9 Performance for the following indicators was 'Green', which means that targets were either being met or exceeded for September. They are;
- NI 157b - Processing of planning applications: Minor applications.
 - NI 157c – Processing of planning applications: Other applications.

Please refer to **Essential Reference Paper 'B'** for full details.

3.0 **Implications/Consultation**

- 3.1 Information on any corporate issues and consultation associated with this report can be found within **Essential Reference Paper 'A'**.

Background Papers:

Guidance note available on Environment Scrutiny Corporate Healthcheck May 2009 to July 2009 report (Submitted to Committee on 15 September 2009) - Essential Reference Paper D.

List of Performance Indicator definitions available on Environment Scrutiny Corporate Health Check May 2009 to July 2009 report (Submitted to Committee on 15 September 2009) - Essential Reference Paper E.

Joint Scrutiny 1 June 2010 - 2009/10 Performance Outturns report.

Contact Member: Councillor M R Alexander, Executive Member for Community Safety and Protection.

Contact Officers: Ceri Pettit, Head of Strategic Direction (Shared) and Performance Manager, Extn: 2240.
Lorna Georgiou, Performance and improvement Coordinator, Extn: 2244.
Karl Chui, Performance Officer, Extn: 2243.
George A Robertson – Director of Customer and Community Services, Extn: 1410.

Report Author: Karl Chui, Performance Officer - Extn: 2243.

ESSENTIAL REFERENCE PAPER 'A'

Contribution to the Council's Corporate Priorities/ Objectives:	<p>Promoting prosperity and well-being; providing access and opportunities <i>Enhance the quality of life, health and wellbeing of individuals, families and communities, particularly those who are vulnerable.</i></p> <p>Fit for purpose, services fit for you <i>Deliver customer focused services by maintaining and developing a well managed and publicly accountable organisation.</i></p> <p>Pride in East Herts <i>Improve standards of the neighbourhood and environmental management in our towns and villages.</i></p> <p>Caring about what's built and where <i>Care for and improve our natural and built environment.</i></p>
Consultation:	Performance monitoring discussions have taken place between, Chief Executive, Directors and Heads of Service.
Legal:	There are no legal implications.
Financial:	There are no financial implications.
Human Resource:	There are no Human Resource implications.
Risk Management:	There are no Risk implications.





Environment Scrutiny Corporate Healthcheck August - September 2010/11

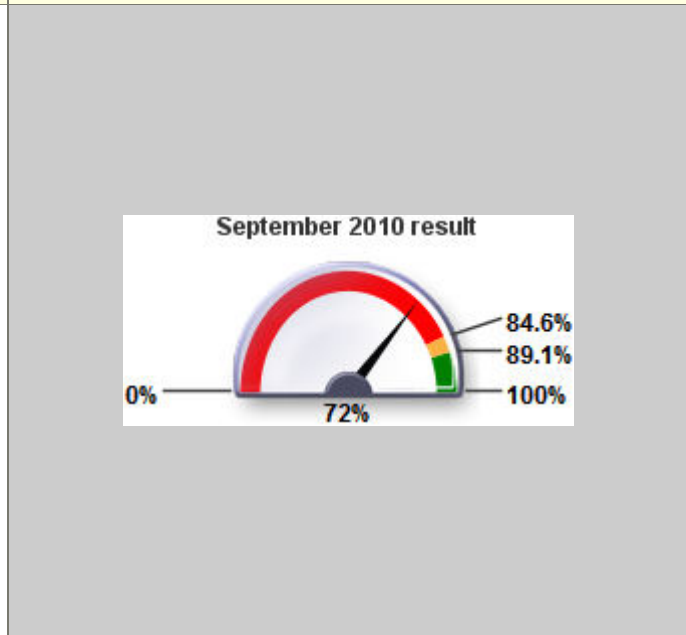
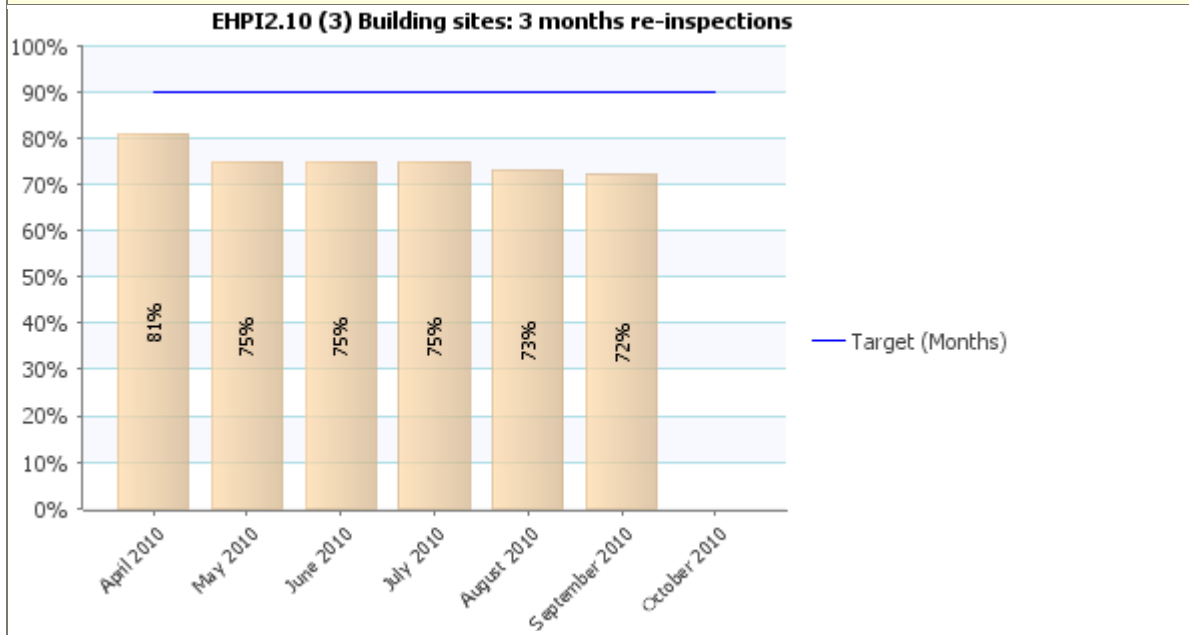
PI Status		Long Term Trends		Short Term Trends	
	Alert		Improving		Improving
	Warning		No Change		No Change
	OK		Getting Worse		Getting Worse
	Unknown				
	Data Only				

Traffic Light Red
Description Caring about what's built (and) where

Planning and Building Control



PI code	Short Name	Status	Current Value	Current target	Short term trend	Notes	Recommendations made during last Scrutiny meeting on 14 September 2010
EHPI2.10 (3)	Building sites: 3 months re-inspections		72%	90%		This was due to a high level of workload and reduced staff availability which resulted in a backlog of applications and a temporary suspension of routine 'back-checking' of site inspections.	None

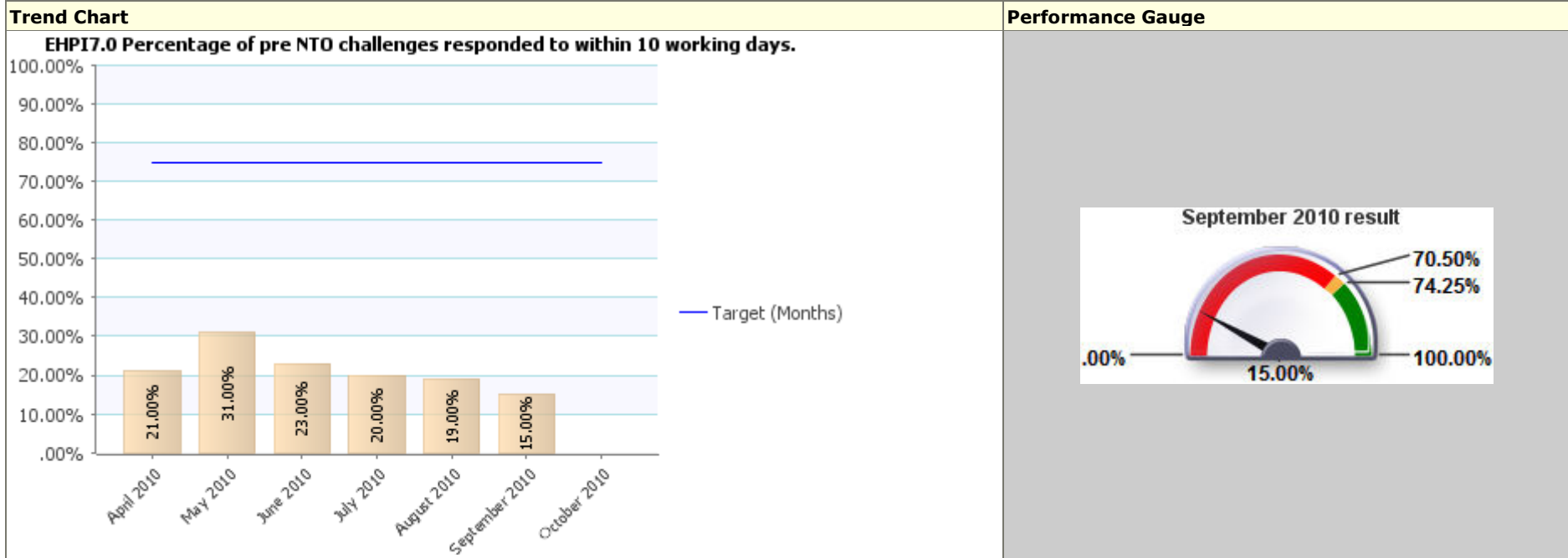
Trend Chart **Performance Gauge**







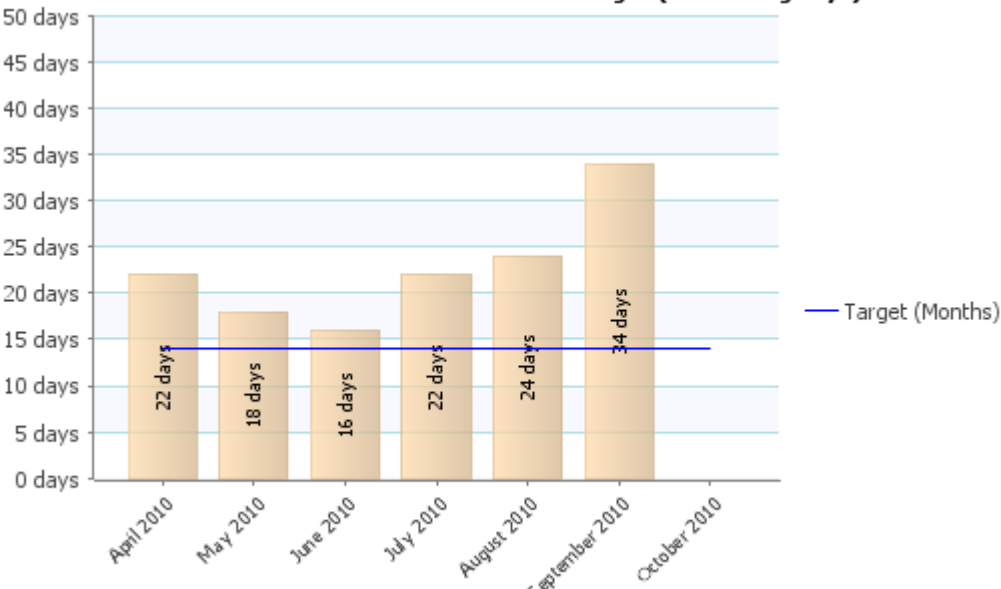

Traffic Light Red
Description Fit for purpose, services fit for you

Parking Services

PI code	Short Name	Status	Current Value	Current target	Short term trend	Notes	Recommendations made during last Scrutiny meeting on 14 September 2010
EHP17.0	Percentage of pre NTO challenges responded to within 10 working days.		15.00%	75.00%		The combination of high PCN issuance and availability of staffing has resulted in a continued trend of reduced performance with 15% of challenges responded to within 10 working days remedial action in hand.	None





Parking Services																					
PI code	Short Name	Status	Current Value	Current target	Short term trend	Notes	Recommendations made during last Scrutiny meeting on 14 September 2010														
EHPI6.9	Turnaround of NTO Representations		33 days	28 days		The combination of high PCN issuance and availability of staffing has increased the turnaround from 24 to 33 calendar days.	None														
Trend Chart						Performance Gauge															
<p>EHPI6.9 Turnaround of NTO Representations</p> <table border="1"> <caption>EHPI6.9 Turnaround of NTO Representations Data</caption> <thead> <tr> <th>Month</th> <th>Turnaround (days)</th> </tr> </thead> <tbody> <tr> <td>April 2010</td> <td>21</td> </tr> <tr> <td>May 2010</td> <td>21</td> </tr> <tr> <td>June 2010</td> <td>15</td> </tr> <tr> <td>July 2010</td> <td>21</td> </tr> <tr> <td>August 2010</td> <td>24</td> </tr> <tr> <td>September 2010</td> <td>33</td> </tr> </tbody> </table> <p>— Target (Months)</p>						Month	Turnaround (days)	April 2010	21	May 2010	21	June 2010	15	July 2010	21	August 2010	24	September 2010	33	<p>September 2010 result</p> <p>0 days 28 days 30 days 50 days</p> <p>33 days</p>	
Month	Turnaround (days)																				
April 2010	21																				
May 2010	21																				
June 2010	15																				
July 2010	21																				
August 2010	24																				
September 2010	33																				

Parking Services																					
PI code	Short Name	Status	Current Value	Current target	Short term trend	Notes	Recommendations made during last Scrutiny meeting on 14 September 2010														
EHPI6.8	Turnaround of Pre NTO PCN challenges (10 working days)		34 days	14 days		The combination of high PCN issuance and availability of staffing has increased the turnaround from 24 to 34 calendar days.	None														
Trend Chart						Performance Gauge															
<p>EHPI6.8 Turnaround of Pre NTO PCN challenges (10 working days)</p>  <table border="1"> <caption>EHPI6.8 Turnaround of Pre NTO PCN challenges (10 working days)</caption> <thead> <tr> <th>Month</th> <th>Turnaround (days)</th> </tr> </thead> <tbody> <tr> <td>April 2010</td> <td>22</td> </tr> <tr> <td>May 2010</td> <td>18</td> </tr> <tr> <td>June 2010</td> <td>16</td> </tr> <tr> <td>July 2010</td> <td>22</td> </tr> <tr> <td>August 2010</td> <td>24</td> </tr> <tr> <td>September 2010</td> <td>34</td> </tr> </tbody> </table>						Month	Turnaround (days)	April 2010	22	May 2010	18	June 2010	16	July 2010	22	August 2010	24	September 2010	34	<p>September 2010 result</p> 	
Month	Turnaround (days)																				
April 2010	22																				
May 2010	18																				
June 2010	16																				
July 2010	22																				
August 2010	24																				
September 2010	34																				

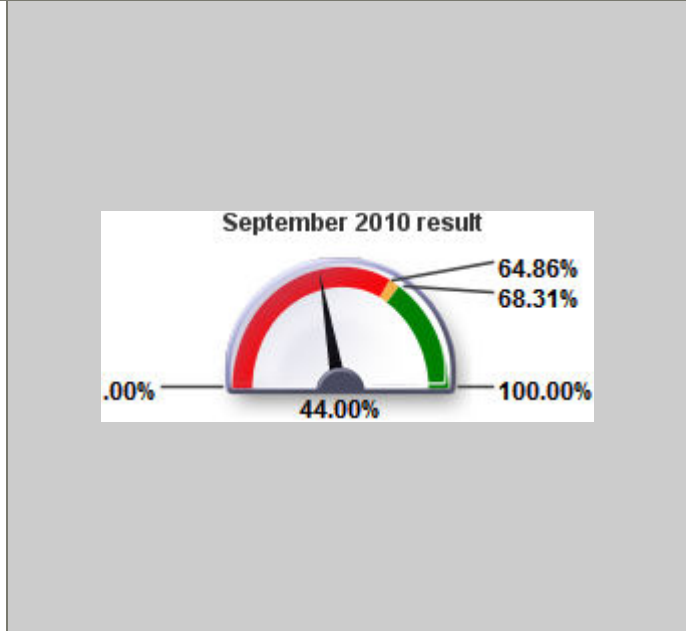
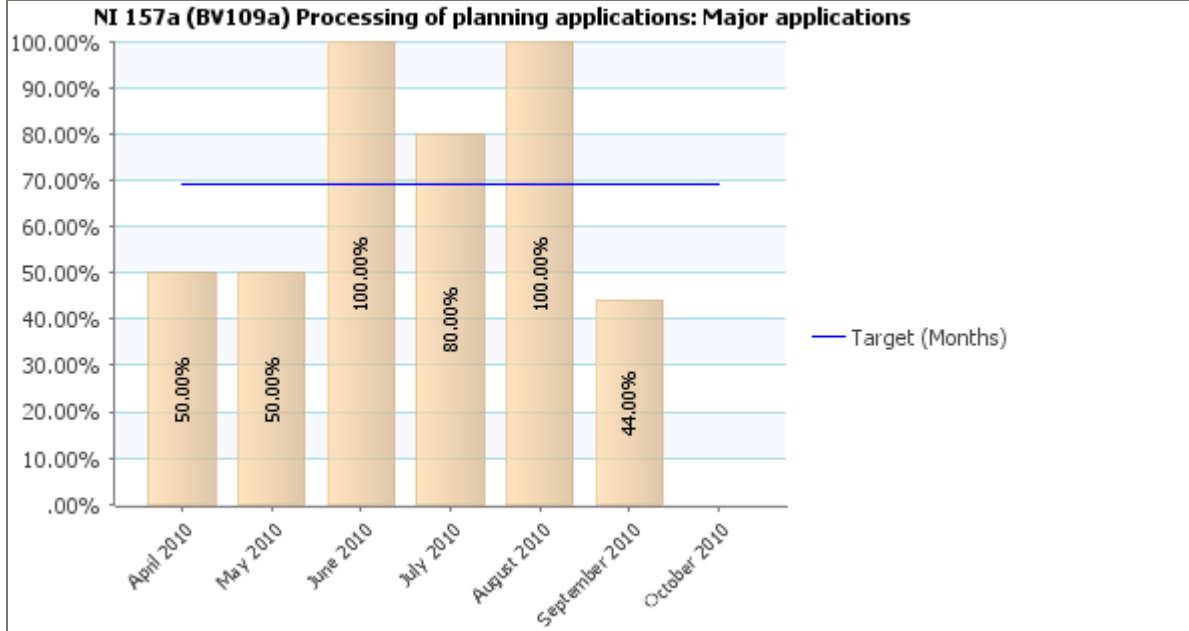
Parking Services																											
PI code	Short Name	Status	Current Value	Current target	Short term trend	Notes	Recommendations made during last Scrutiny meeting on 14 September 2010																				
EHPI7.1	Percentage of NTO representations replied to within 28 calendar days		24.00%	90.00%		The combination of high PCN issuance and availability of staffing has resulted in a continued trend of reduced performance from 79% to 24% of representations responded to within 28 Calendar Days remedial action in hand.	None																				
Trend Chart						Performance Gauge																					
<p>EHPI7.1 Percentage of NTO representations replied to within 28 calendar days</p> <table border="1"> <caption>Trend Chart Data</caption> <thead> <tr> <th>Month</th> <th>Percentage</th> </tr> </thead> <tbody> <tr> <td>April 2010</td> <td>69.00%</td> </tr> <tr> <td>May 2010</td> <td>91.00%</td> </tr> <tr> <td>June 2010</td> <td>87.00%</td> </tr> <tr> <td>July 2010</td> <td>90.00%</td> </tr> <tr> <td>August 2010</td> <td>79.00%</td> </tr> <tr> <td>September 2010</td> <td>24.00%</td> </tr> </tbody> </table>						Month	Percentage	April 2010	69.00%	May 2010	91.00%	June 2010	87.00%	July 2010	90.00%	August 2010	79.00%	September 2010	24.00%	<p>September 2010 result</p> <table border="1"> <caption>Performance Gauge Data</caption> <thead> <tr> <th>Value</th> </tr> </thead> <tbody> <tr> <td>0.00%</td> </tr> <tr> <td>24.00%</td> </tr> <tr> <td>84.60%</td> </tr> <tr> <td>89.10%</td> </tr> <tr> <td>100.00%</td> </tr> </tbody> </table>		Value	0.00%	24.00%	84.60%	89.10%	100.00%
Month	Percentage																										
April 2010	69.00%																										
May 2010	91.00%																										
June 2010	87.00%																										
July 2010	90.00%																										
August 2010	79.00%																										
September 2010	24.00%																										
Value																											
0.00%																											
24.00%																											
84.60%																											
89.10%																											
100.00%																											

Traffic Light Red
Description Shaping now, shaping the future

Planning and Building Control

PI code	Short Name	Status	Current Value	Current target	Short term trend	Notes	Recommendations made during last Scrutiny meeting on 14 September 2010
NI 157a (BV109a)	Processing of planning applications: Major applications		44.00%	69.00%		4 decisions out of a total 9 were made within the required time. All 5 decisions that were delayed were as a result of protracted legal agreement negotiations.	None

Trend Chart **Performance Gauge**

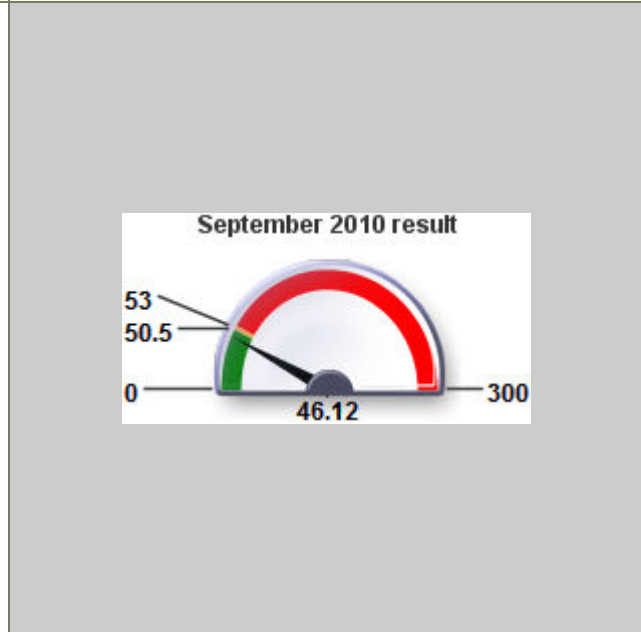
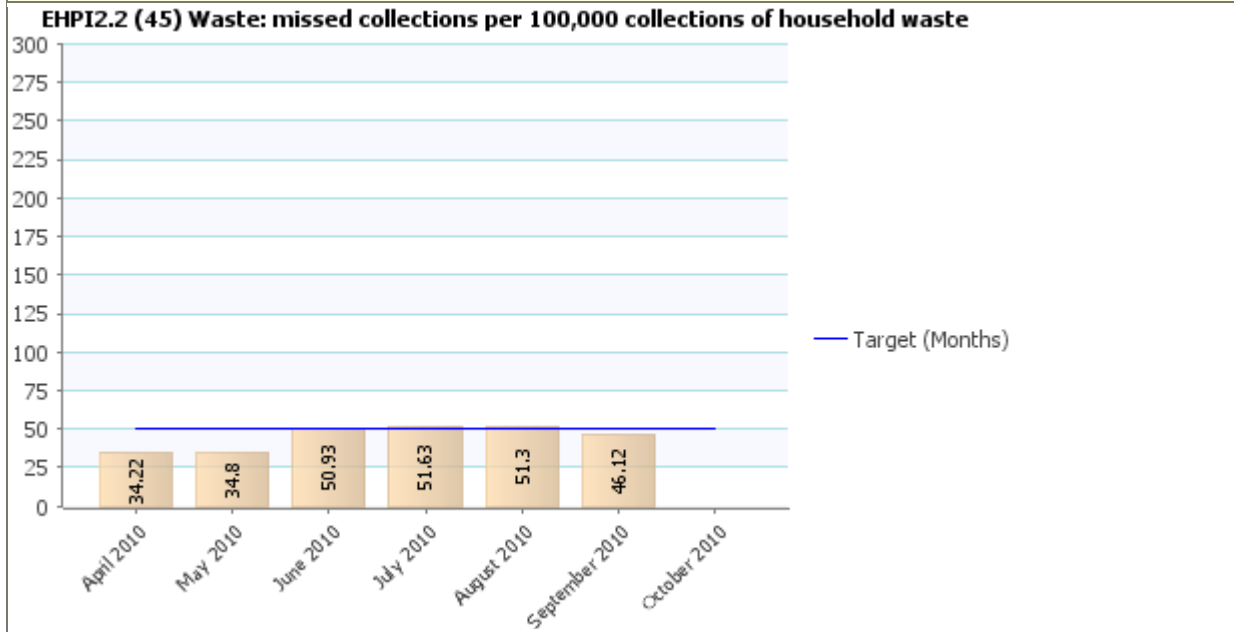


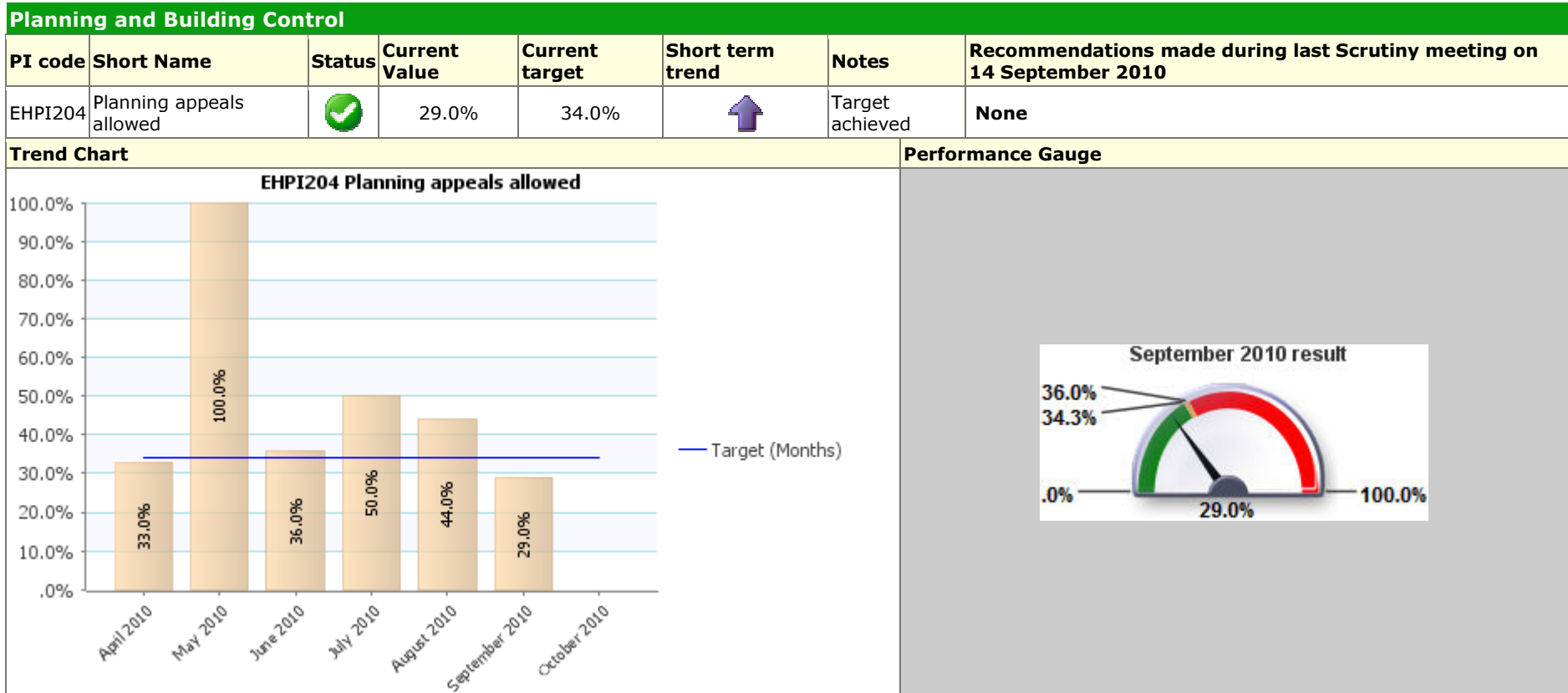
Traffic Light Green
Description Caring about what's built (and) where

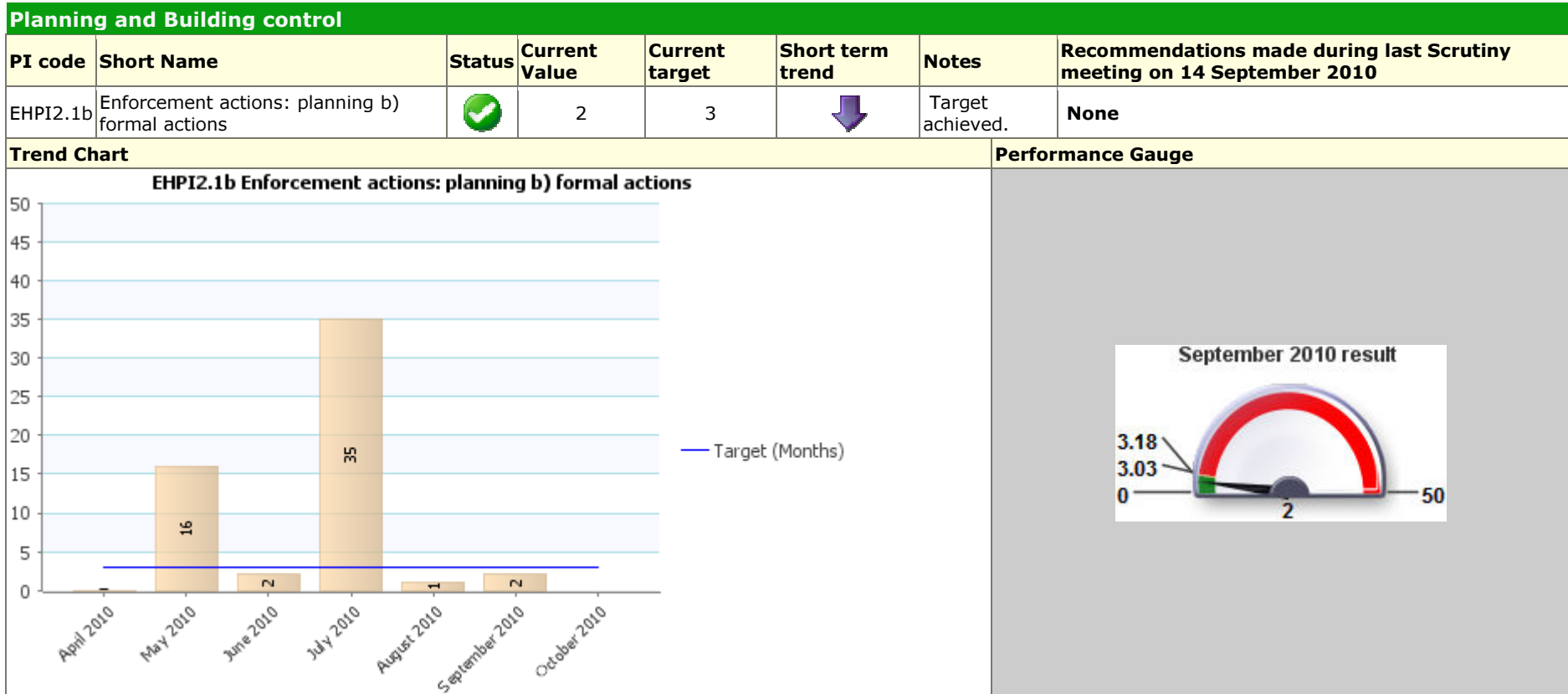
Environment Services

PI code	Short Name	Status	Current Value	Current target	Short term trend	Notes	Recommendations made during last Scrutiny meeting on 14 September 2010
EHP12.2 (45)	Waste: missed collections per 100,000 collections of household waste		46.12	50		Performance is now back on target	None

Trend Chart **Performance Gauge**







Planning and Building control																																	
PI code	Short Name	Status	Current Value	Current target	Short term trend	Notes	Recommendations made during last Scrutiny meeting on 14 September 2010																										
EHPI2.1c	Enforcement actions: planning c) prosecutions		1	1		Target achieved.	None																										
Trend Chart						Performance Gauge																											
<p>EHPI2.1c Enforcement actions: planning c) prosecutions</p> <table border="1"> <caption>EHPI2.1c Enforcement actions: planning c) prosecutions - Trend Data</caption> <thead> <tr> <th>Month</th> <th>Value</th> </tr> </thead> <tbody> <tr><td>April 2010</td><td>0</td></tr> <tr><td>May 2010</td><td>4</td></tr> <tr><td>June 2010</td><td>2</td></tr> <tr><td>July 2010</td><td>1</td></tr> <tr><td>August 2010</td><td>1</td></tr> <tr><td>September 2010</td><td>1</td></tr> <tr><td>October 2010</td><td>0</td></tr> </tbody> </table>						Month	Value	April 2010	0	May 2010	4	June 2010	2	July 2010	1	August 2010	1	September 2010	1	October 2010	0	<p>September 2010 result</p> <table border="1"> <caption>September 2010 result - Performance Gauge Data</caption> <thead> <tr> <th>Value</th> <th>Color Segment</th> </tr> </thead> <tbody> <tr><td>0</td><td>Green</td></tr> <tr><td>1.01</td><td>Yellow</td></tr> <tr><td>1.06</td><td>Red</td></tr> <tr><td>6</td><td>Red</td></tr> </tbody> </table>		Value	Color Segment	0	Green	1.01	Yellow	1.06	Red	6	Red
Month	Value																																
April 2010	0																																
May 2010	4																																
June 2010	2																																
July 2010	1																																
August 2010	1																																
September 2010	1																																
October 2010	0																																
Value	Color Segment																																
0	Green																																
1.01	Yellow																																
1.06	Red																																
6	Red																																

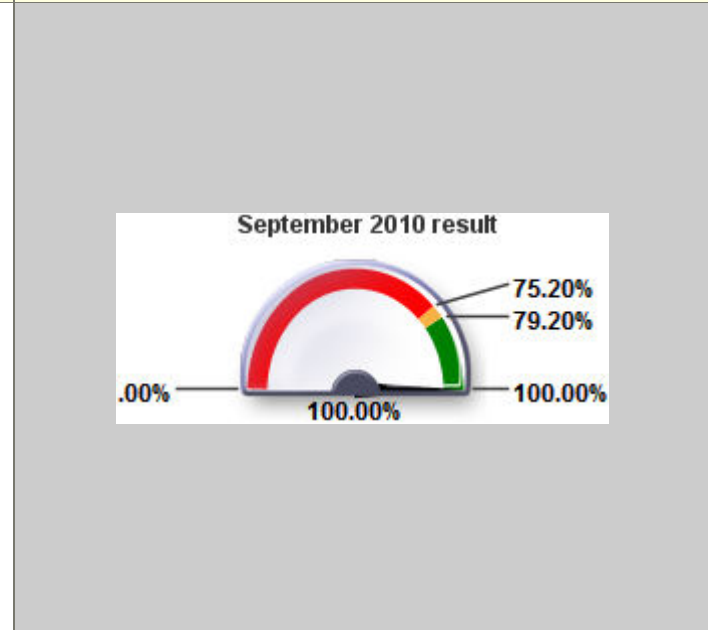
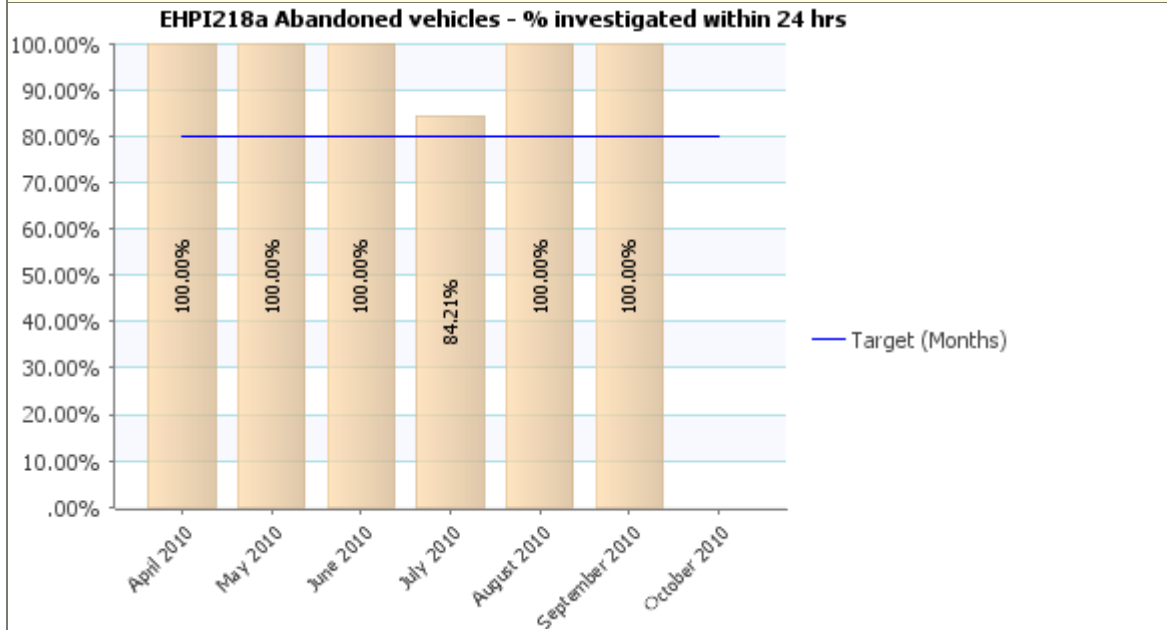
Planning and Building Control																					
PI code	Short Name	Status	Current Value	Current target	Short term trend	Notes	Recommendations made during last Scrutiny meeting on 14 September 2010														
EHP12.23 (188)	Planning decisions delegated to officers		95%	90%		Target achieved. 199 applications out of 215 were determined on time.	None														
Trend Chart						Performance Gauge															
<p>EHP12.23 (188) Planning decisions delegated to officers</p> <table border="1"> <caption>Monthly Performance Data</caption> <thead> <tr> <th>Month</th> <th>Value (%)</th> </tr> </thead> <tbody> <tr> <td>April 2010</td> <td>95%</td> </tr> <tr> <td>May 2010</td> <td>89%</td> </tr> <tr> <td>June 2010</td> <td>95%</td> </tr> <tr> <td>July 2010</td> <td>89%</td> </tr> <tr> <td>August 2010</td> <td>90%</td> </tr> <tr> <td>September 2010</td> <td>95%</td> </tr> </tbody> </table> <p>— Target (Months)</p>						Month	Value (%)	April 2010	95%	May 2010	89%	June 2010	95%	July 2010	89%	August 2010	90%	September 2010	95%	<p>September 2010 result</p>	
Month	Value (%)																				
April 2010	95%																				
May 2010	89%																				
June 2010	95%																				
July 2010	89%																				
August 2010	90%																				
September 2010	95%																				

Traffic Light Green
Description Pride in East Herts

Environment Services

PI code	Short Name	Status	Current Value	Current target	Short term trend	Notes	Recommendations made during last Scrutiny meeting on 14 September 2010
EHPI218a	Abandoned vehicles - % investigated within 24 hrs		100.00%	80.00%		10 vehicles inspected, within 10 days continued the 100% rating of this service.	None

Trend Chart **Performance Gauge**



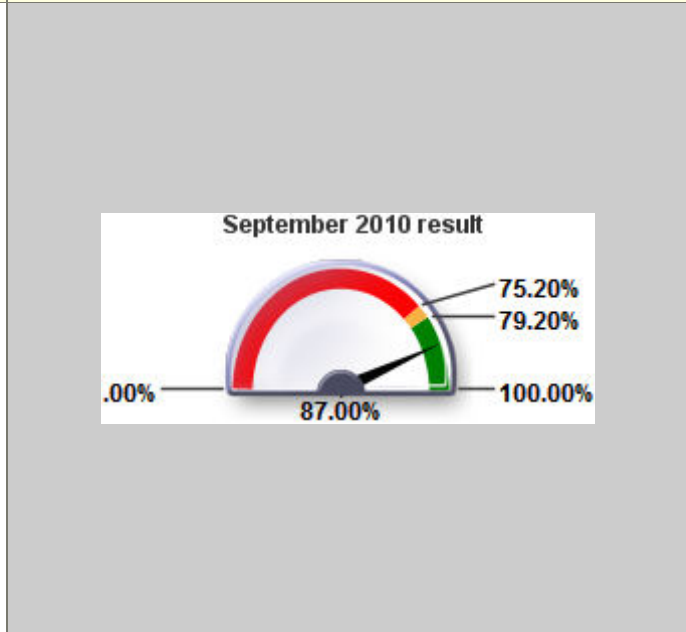
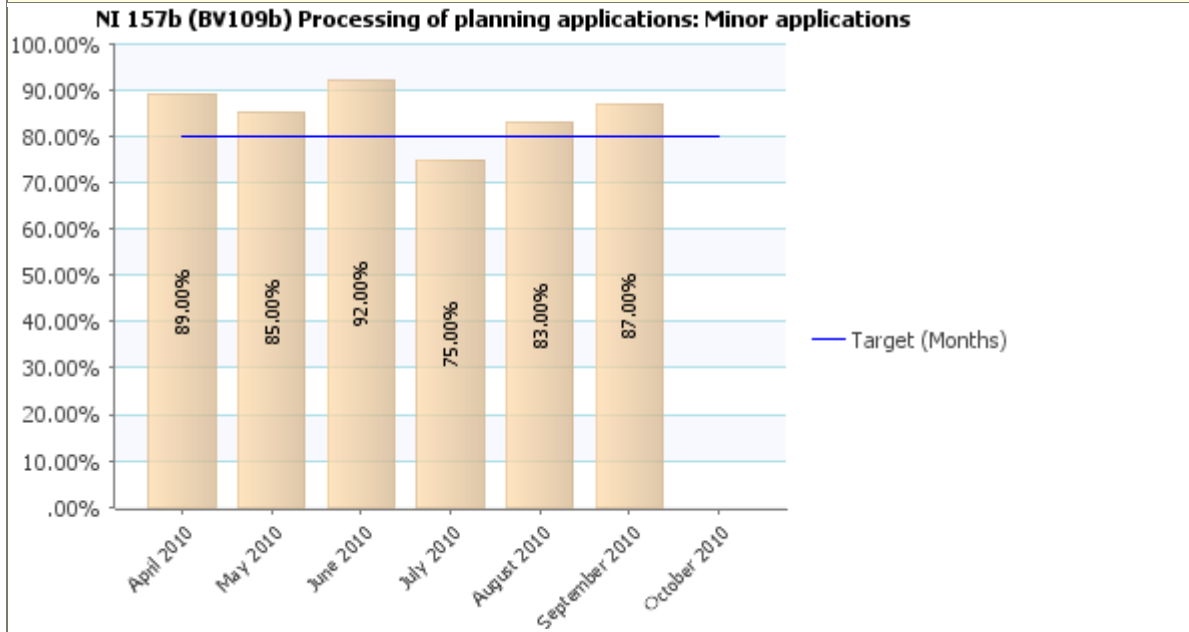
Environment Services																																				
PI code	Short Name	Status	Current Value	Current target	Short term trend	Notes	Recommendations made during last Scrutiny meeting on 14 September 2010																													
EHPI218b	Abandoned Vehicles - % removed within 24 hours of required time		100.00%	95.00%		No vehicles removed this month, retaining the 100% performance	None																													
Trend Chart						Performance Gauge																														
<p>EHPI218b Abandoned Vehicles - % removed within 24 hours of required time</p> <table border="1"> <caption>Trend Chart Data</caption> <thead> <tr> <th>Month</th> <th>Current Value</th> <th>Target</th> </tr> </thead> <tbody> <tr><td>April 2010</td><td>100.00%</td><td>95.00%</td></tr> <tr><td>May 2010</td><td>100.00%</td><td>95.00%</td></tr> <tr><td>June 2010</td><td>100.00%</td><td>95.00%</td></tr> <tr><td>July 2010</td><td>100.00%</td><td>95.00%</td></tr> <tr><td>August 2010</td><td>100.00%</td><td>95.00%</td></tr> <tr><td>September 2010</td><td>100.00%</td><td>95.00%</td></tr> </tbody> </table>						Month	Current Value	Target	April 2010	100.00%	95.00%	May 2010	100.00%	95.00%	June 2010	100.00%	95.00%	July 2010	100.00%	95.00%	August 2010	100.00%	95.00%	September 2010	100.00%	95.00%	<p>September 2010 result</p> <table border="1"> <caption>Performance Gauge Data</caption> <thead> <tr> <th>Value</th> <th>Color</th> </tr> </thead> <tbody> <tr><td>89.30%</td><td>Red</td></tr> <tr><td>94.05%</td><td>Yellow</td></tr> <tr><td>100.00%</td><td>Green</td></tr> </tbody> </table>		Value	Color	89.30%	Red	94.05%	Yellow	100.00%	Green
Month	Current Value	Target																																		
April 2010	100.00%	95.00%																																		
May 2010	100.00%	95.00%																																		
June 2010	100.00%	95.00%																																		
July 2010	100.00%	95.00%																																		
August 2010	100.00%	95.00%																																		
September 2010	100.00%	95.00%																																		
Value	Color																																			
89.30%	Red																																			
94.05%	Yellow																																			
100.00%	Green																																			

Traffic Light Green
Description Shaping now, shaping the future

Planning and Building Control

PI code	Short Name	Status	Current Value	Current target	Short term trend	Notes	Recommendations made during last Scrutiny meeting on 14 September 2010
NI 157b (BV109b)	Processing of planning applications: Minor applications		87.00%	80.00%		Target Achieved. 27 applications out of 31 were determined on time.	None

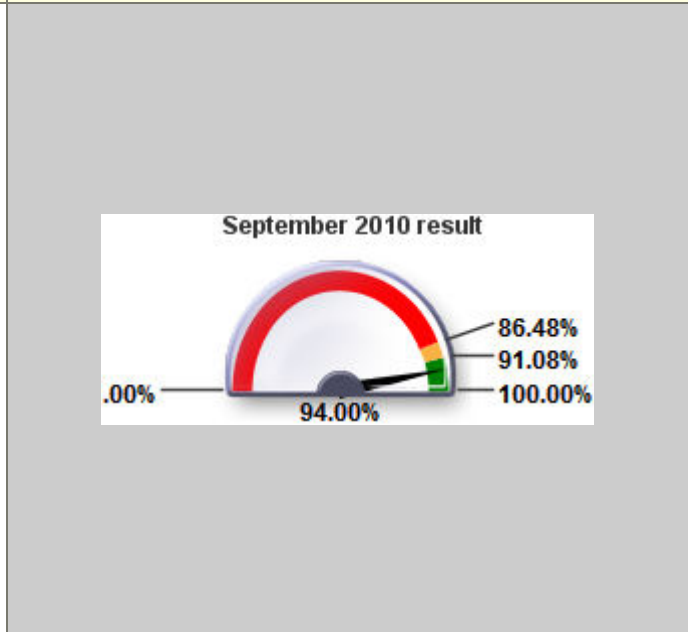
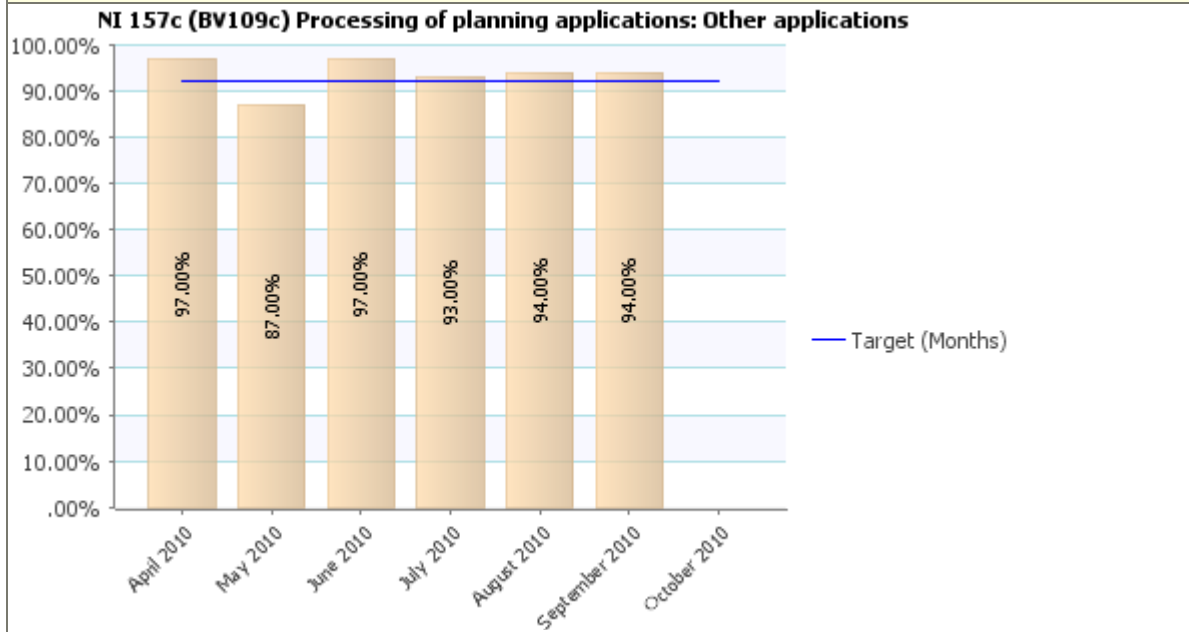
Trend Chart **Performance Gauge**



Planning and Building Control



PI code	Short Name	Status	Current Value	Current target	Short term trend	Notes	Recommendations made during last Scrutiny meeting on 14 September 2010
NI 157c (BV109c)	Processing of planning applications: Other applications		94.00%	92.00%		Target achieved. 164 applications out of 175 were determined on time.	None

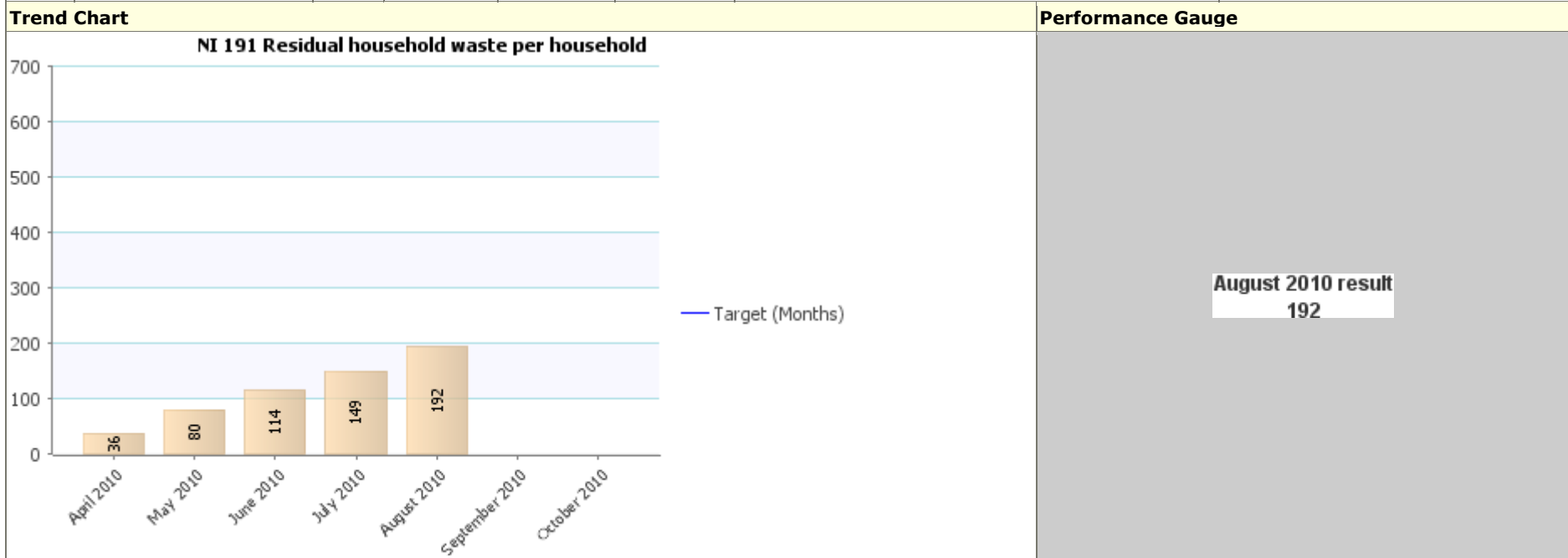
Trend Chart **Performance Gauge**



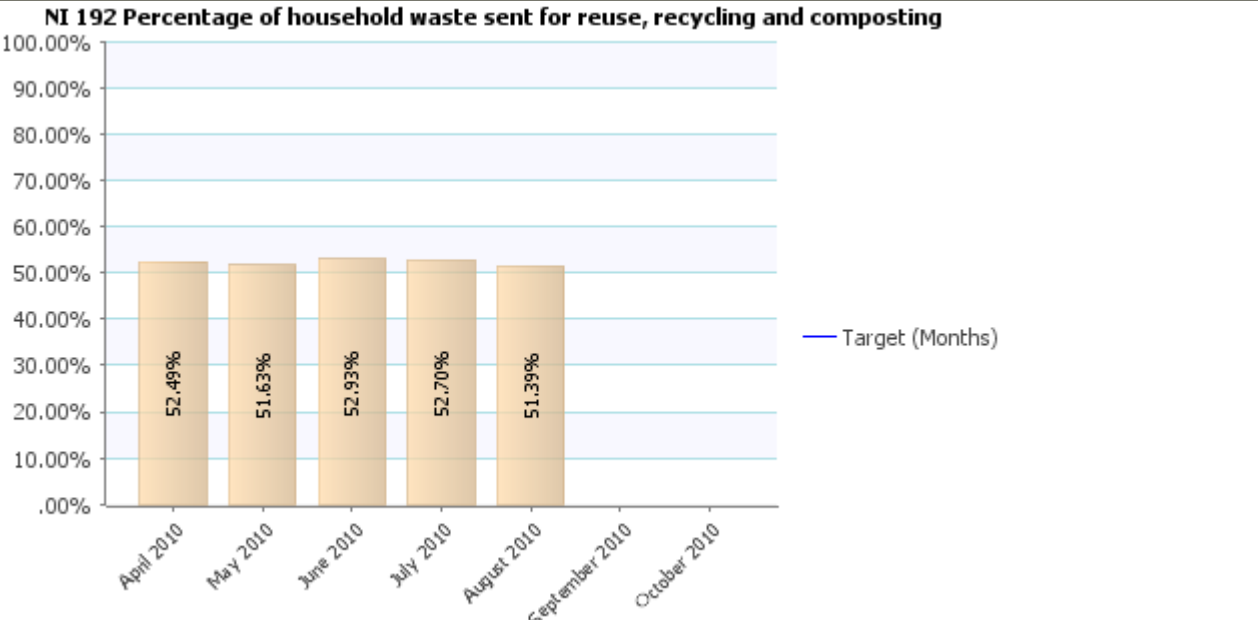


Traffic Light Data Only
Description Pride in East Herts

Environment Services

PI code	Short Name	Status	Current Value	Current target	Short term trend	Notes	Recommendations made during last Scrutiny meeting on 14 September 2010
NI 191	Residual household waste per household		192			This figure remains on target with resident continuing to make use of the extended recycling facilities provided by ARC.	None



Environment Services																			
PI code	Short Name	Status	Current Value	Current target	Short term trend	Notes	Recommendations made during last Scrutiny meeting on 14 September 2010												
NI 192	Percentage of household waste sent for reuse, recycling and composting		51.39%			A slight decrease on the previous month, however still above target.	None												
Trend Chart						Performance Gauge													
<p>NI 192 Percentage of household waste sent for reuse, recycling and composting</p>  <table border="1"> <caption>Monthly Performance Data</caption> <thead> <tr> <th>Month</th> <th>Percentage</th> </tr> </thead> <tbody> <tr> <td>April 2010</td> <td>52.49%</td> </tr> <tr> <td>May 2010</td> <td>51.63%</td> </tr> <tr> <td>June 2010</td> <td>52.93%</td> </tr> <tr> <td>July 2010</td> <td>52.70%</td> </tr> <tr> <td>August 2010</td> <td>51.39%</td> </tr> </tbody> </table>						Month	Percentage	April 2010	52.49%	May 2010	51.63%	June 2010	52.93%	July 2010	52.70%	August 2010	51.39%	<p>August 2010 result 51.39%</p>	
Month	Percentage																		
April 2010	52.49%																		
May 2010	51.63%																		
June 2010	52.93%																		
July 2010	52.70%																		
August 2010	51.39%																		

EAST HERTS COUNCIL

ENVIRONMENT SCRUTINY COMMITTEE – 16 NOVEMBER 2010

REPORT BY CHAIRMAN OF ENVIRONMENT SCRUTINY COMMITTEE

10. ENVIRONMENT SCRUTINY COMMITTEE WORK PROGRAMME 2010/11

WARD(S) AFFECTED: None.

Purpose/Summary of Report

- This report is intended to support the Environment Scrutiny Committee in reviewing and planning its work programme for 2010/11.

RECOMMENDATION FOR ENVIRONMENT SCRUTINY COMMITTEE

(A)	That the work programme detailed in this report be reviewed and agreed; and
(B)	The scrutiny officer be requested to make any changes, additions or arrangements as might be discussed in the meeting.

1.0 Background

1.1 Items previously required, identified or suggested for the work programme are set out in **Essential Reference Paper B**.

1.2 In order to meet the shortened deadlines for the 'emergency budget' discussions, some items originally scheduled for this November meeting had to be brought forward – and other items had to be held over until November. These changes were made with the agreement of the Chairman.

2.0 Report

- 2.1 Members are reminded that further details regarding the 2011/12 budget consultation were published in the Members' Information Bulletin Issue 25 dated 29 October 2010. Members are requested to follow the instructions and guidance, and submit comments to the on-line forum during the consultation period which runs from 1 to 26 November. This approach to the scrutiny process allows the full range of opinions across the council to be captured and your individual views to be recorded against each budget proposal.
- 2.2 Members' collated comments will be presented in a summary report included alongside the findings from the external budget consultations in the Consolidated Budget Report 2011/12 – 2014/15, due to be presented to the Joint Scrutiny Committee meeting on 18 January 2011 and Executive on 8 February 2011.
- 2.3 As reported at the last meeting of this committee, East Herts and its four neighbouring district/boroughs are keen to open up a dialogue with the county council regarding a joint scrutiny approach on certain aspects of 'Herts Highways'.
- 2.4 The discretionary budgets allocated to local Highways Panels are very small when compared to the total Highways spend and concern has been voiced that there does not seem to be the opportunity for districts/boroughs to influence or scrutinise the bigger picture and the larger areas of expenditure.
- 2.5 The East Herts Director of Customer and Community Services has now met with his counterparts in Welwyn Hatfield, North Herts, Broxbourne and Stevenage on this issue and a joint letter has been sent to the county council. They have requested this matter be put on the agenda for discussion at the next meeting of Executive Members from HCC and the districts/boroughs (due 8 November 2010).
- 2.6 The Director of Customer and Community Services will be able to give Members a verbal update on the outcome of those discussions at the Environment Scrutiny meeting.
- 2.7 Members are given advanced notice of two dates agreed by Scrutiny Chairmen for training and scrutiny evaluation/planning. The two skills development sessions are designed for experienced scrutiny members and are being delivered here in

advance of any induction level training which may be offered after the May 2011 district council elections.

SCRUTINY ACTIVITY – as agreed by Scrutiny Chairmen		
27 Jan 2011 Council Chamber	5:30 – 6:30	Skills Development (1) – Questioning for Scrutiny
	6:30 – 7:30	Scrutiny Evaluation Workshop and setting objectives for 2011/12
3 Feb 2011 Council Chamber	5:30 – 6:30	Skills Development (2) – Assessing the quality of evidence
	6:30 – 7:30	Scrutiny Topic Planning 2011/12

3.0 Implications/Consultations

3.1 Information on any corporate issues and consultation associated with this report can be found within **Essential Reference Paper ‘A’**.

Background Papers

Four principles of good public scrutiny published by CfPS (Centre for Public Scrutiny) summarized in **Essential Reference paper B** or [click here for link to CfPS external site](#)

East Herts Council’s own current guidelines for selecting issues for review.

A summary of this information is printed at the back of **Essential Reference Paper ‘B’**.

Contact Member: Councillor Diane Hollebon, Chairman of Environment Scrutiny Committee.

Contact Officer: Ceri Pettit, Head of Strategic Direction and Performance Manager – Extn 2240.

Report Author: Marian Langley, Scrutiny Officer – Extn 1612.

ESSENTIAL REFERENCE PAPER 'A'

<p>Contribution to the Council's Corporate Priorities/ Objectives</p>	<p>Effective use of the scrutiny process contributes to the Council's ability to meet two core objectives:</p> <p>Fit for purpose, services fit for you <i>Deliver customer focused services by maintaining and developing a well managed and publicly accountable organisation.</i></p> <p>Leading the way, working together <i>Deliver responsible community leadership that engages with our partners and the public.</i></p> <p>In monitoring the performance of the council's services and action plans, the Committee is monitoring the Council's achievement of all of its corporate objectives.</p> <p>Any additional issues identified for scrutiny will relate to at least one of the Council's corporate objectives.</p>
<p>Consultation:</p>	<p>Potential topics for scrutiny are always invited from members of the public, the Executive and all Members.</p>
<p>Legal:</p>	<p>According to the Council's constitution, the scrutiny committees are responsible for the setting of their own work programme in consultation with the Executive and in doing so they shall take into account wishes of members on that committee who are not members of the largest political group on the Council.</p>
<p>Financial:</p>	<p>Any additional meetings and every task and finish group has resource needs linked to officer support activity and time for officers from the services to make the required input.</p>
<p>Human Resource:</p>	<p>None.</p>
<p>Risk Management:</p>	<p>Matters which may benefit from scrutiny may be overlooked. The selection of inappropriate topics for review would risk inefficient use of resources. Where this involved partners, it could risk damaging the reputation of the council and relations with partners.</p>

Environment Scrutiny Committee work programme 2010/11 (and start of 2011/12)

meeting	date	topic	Contact officer/lead	Next Exec
THIS	CIVIC YEAR			
BUDGET CONSULTATION ON LINE	Open from 1 to 26 Nov 2010	<ul style="list-style-type: none"> • Proposed Service Options covering all committee remits 		
JOINT SCRUTINY	18 Jan 2011	<ul style="list-style-type: none"> • 2011/12 Budget 		
JOINT SCRUTINY	15 Feb 2011	<ul style="list-style-type: none"> • 2011/12 Service Plans • 2010/11 Estimates and Future targets 		
2010/11 Meeting 4/4	15 Mar 2011 Report deadline 3 March	<ul style="list-style-type: none"> • East Herts Transport & Parking Strategy report • Climate Change –progress against action plan (1 year on) • Healthcheck through to Jan 2011 • Work Programme 2011/12 	<ul style="list-style-type: none"> • Andrew Pulham • Cliff Cardoza and David Thorogood • Lorna Georgiou/Karl • Marian Langley 	5 April 2011 24 May 2011
NEXT	CIVIC YEAR			
2011/12 Meeting 1/4	7 June 2011 Report deadline 25 May	<ul style="list-style-type: none"> • Performance Reporting – Contract Performance 2010/11 • Environmental Quality – report on progress against action plan (tbc) • Healthcheck through to April 2011 • Work Programme 	<ul style="list-style-type: none"> • Cliff Cardoza • Cliff Cardoza • Lorna Georgiou/Karl • Marian Langley 	5 July 2011 9 Aug 2011 6 Sept 2011
2011/12 Meeting 2/4	13 Sept 2011 Report deadline 31 August	<ul style="list-style-type: none"> • Update from the Planning Enforcement task and finish group – 1 year on (tbc) • Healthcheck through to July 2011 • Work Programme 	<ul style="list-style-type: none"> • Kevin Steptoe and Chairman • Lorna Georgiou/Karl • Marian Langley 	11 Oct 2011 8 Nov 2011

The four principles of good public scrutiny:

- *provides 'critical friend' challenge to executive policy-makers and decision-makers*
- *enables the voice and concerns of the public and its communities*
- *is carried out by 'independent-minded governors' who lead and own the scrutiny role*
- *drives improvement in public services*

Currently within East Herts Council, the criteria for selecting issues:

For the Scrutiny Committee to select an issue to review, it must meet all of the following criteria:

- Of local, and preferably current, concern
- Linked to the council's corporate objectives
- Capable of being influenced by this committee
- Of manageable scope – focused rather than too wide ranging
- Of sufficient scope to warrant a scrutiny review – not something that can be easily fixed by meeting with the service provider
- Not being scrutinised elsewhere (eg another Scrutiny Committee)